



**SHERA<sup>®</sup>**

ANNUAL REPORT  
2023

# Embarking on a Visionary Journey

Shera Energy Limited took its first step in the industrial world in 2003 as a Sole proprietorship unit with the name "Shera Metal & Engineers".

Later on, the same entity was incorporated as a private limited company in 2009 and later as a limited company on June 2, 2022, with the name "Shera Energy Limited". Today, we have two manufacturing units in Jaipur and one warehouse in Gujarat. Due to the immense priority of our customers and the tireless hard work of our engineers, today our company has become the leading manufacturer of winding wire in Rajasthan. During this tenure, we have faced many challenges successfully and will continue to do so in the future.

We manufacture Rods, Wire Rods, Tubes, Billets and Bus-bars of Non Ferrous Metals, namely, Copper, Aluminum and Brass. We provide customised products for our buyers in various shapes and sizes and with options of bare, paper-covered, and enamelled wires. By embracing innovation and adopting the latest technology, we are working to shape a stronger future.





# Contents

## 1-19

### *Corporate Overview*

- About Us
- Vision, Mission & Values
- Financial Highlights
- Chairman's Message
- Products
- Quality Control
- Board of Directors
- CSR Initiatives
- Awards & Recognition
- Corporate Information

## 20-49

### *Statutory Report*

- Board's Report
- Management Discussion and Analysis

## 50-185

### *Financial Statement*

- Independent Auditor's Report
- Balance Sheet
- Statement of Profit and Loss
- Statement of Cash Flow
- Statement of Changes in Equity
- Notes to the Financial Statements

## 186-196

### *Notice*

- Notice of the 14th Annual General Meeting

## Team woven with passion and dreams

Shera Energy Limited is among the leading and most prominent manufacturers and suppliers of winding wires, tubes, billets, and busbars made from copper, aluminium, and brass. These high-quality products are manufactured using advanced technologies and adhere to stringent quality standards, positioning the company as a trusted and reliable provider in the market. Furthermore, the company emphasises exceptional customer service and the provision of customised solutions to meet specific industry requirements. By building strong and lasting relationships with customers, Shera Energy Limited fosters loyalty and becomes the choice for non-ferrous metal products.

Shera Energy Limited also places a strong emphasis on continuous innovation, research, and development. By staying ahead of industry trends and anticipating customer needs and solutions that align with emerging market demands.

We have two manufacturing units. One of our units is situated at F-269 (B), Road No. 13, VKIA, Jaipur, 302013, and the other is at G1 (63 to 66), RIICO Industrial Area, Kaladera, Jaipur, 303801. These plants are equipped with the latest machinery and equipment to manufacture high-quality products. We have our Godown at C-950 A2, Road No. 14, RIICO Industrial Area, Jaipur, 302013, and a Warehouse or Depot at 197, Por Industrial Park, N.H.8, Por Vadodara, 391243, Gujarat, for smooth supply of our products.

By giving value to scrap, we have developed some useful products. This passion of ours gives us a great contribution to keeping the value of our products in comparison. We have been continuously expanding our capacities, capabilities, and product offerings and setting up new and modern facilities to keep up with evolving trends.







## Mission

Our mission is to maintain transparent and empathetic relationships with our customers. Their honest feedback is invaluable to the Shera Group.

We also intend to keep expanding our product range to keep up with changes and be a trustworthy safety net for our customers non-ferrous needs. Our accountability to investors thrives on quick responses and sales drives.



## Vision

We visualise SHERA ascending to the status of a globally acclaimed brand, widely recognised for its exceptional offerings in the realm of non-ferrous metals.

Our aim is to establish ourselves as the quintessential embodiment of unparalleled quality within the domain of the global power and energy sectors. Through dedication and innovation, we strive to set new benchmarks and become the go-to reference in this industry.



## Values

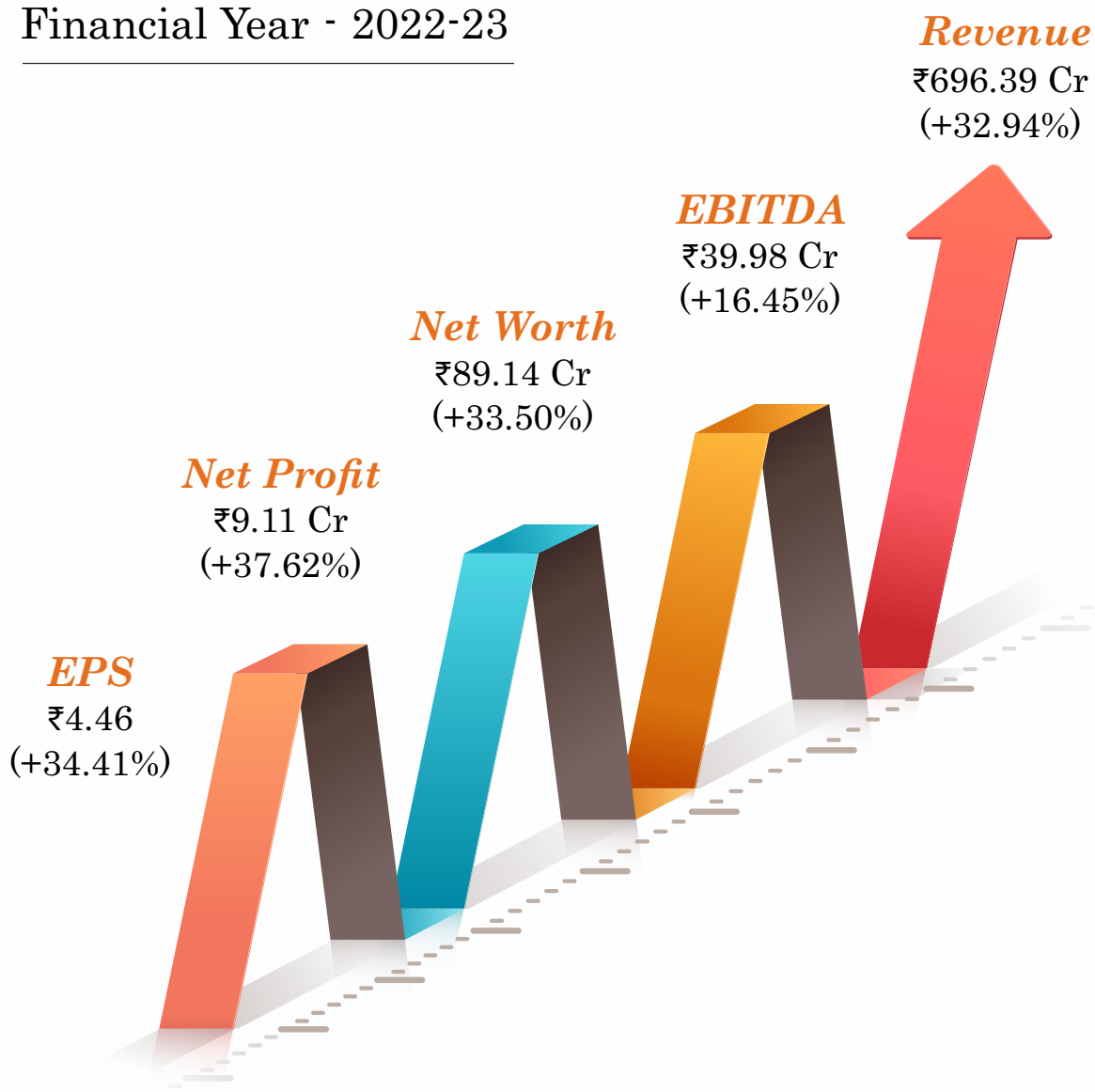
Starting from scratch, the founders of the Shera Group, Mr. Sheikh Naseem and Mrs. Shivani Sheikh, have deeply imbibed the virtues of being patient, calm, and positive in every member of the group. We believe in honesty and compassion. The Group treats all its members like family, with mutual respect and care.

We believe in helping ourselves and others grow, and we stick with those in need. Integrity backs our goals of quality production and service, and humility carries all our conversations. We are promoters of fairness and responsibility and thus do our best for a common, sustainable future, economically and environmentally.



# Financial Highlights

Financial Year - 2022-23





# Chairman's Message

## Embracing Resilience & Growth Together

### *Dear Valued Readers,*

Welcome to the maiden edition of SHERA ENERGY LIMITED's Integrated Annual Report for FY2022-23, a testament to our relentless pursuit of excellence since 2003. I am honored to present a glimpse into our financial and non-financial achievements, driven by fortitude and strategic acumen.

### *"Fueling Progress, Igniting Success"*

Our voyage began as Shera Metal & Engineers in 2003, evolving into a Private Limited Company in 2009. The culmination of our first IPO in the current financial year exemplifies the soaring triumph of our collective endeavour, garnering robust investor interest and further consolidating our position in the industry.

### *"Empowering Tomorrow's Electrification"*

Central to our enterprise, we specialize in manufacturing nonferrous winding wires, vital components in electrical equipment. The Government's emphasis on electrification and industrialization offers a promising landscape, as the demand for transformers surges and the need to replace antiquated technology arises. Our products hold the key to empowering this transformation.

### *"Navigating Challenges, Capturing Triumphs: FY 2022-23 Recap"*

The past year, in bountiful contrast to pandemic-induced disruptions, saw a buoyant start with surging B2B demand. Despite commodity price pressures impacting B2C markets, our company charted a steadfast trajectory, bolstered by a robust product portfolio and an esteemed brand. Notably, revenue from operations surged by 33%, signifying our unwavering commitment to progress.

### *Sustainability through Value Addition: Scrap Recycling*

Innovative thinking led us to explore the realm of scrap recycling, unlocking untapped potential. By manufacturing tubes, busbars, and other products from recycled copper, aluminum, and brass, we enhance profitability while championing sustainable practices.

### *"Committed to Ethos"*

Our core values - customer - centricity, entrepreneurship, equality, empathy, and ethics - form the bedrock of our corporate culture. Bolstered by investments in brand, innovation, digitization, and talent, we forge customer trust and a seamless experience across all touchpoints. Our unwavering dedication to our exceptional human capital drives us through the most turbulent times, laying the foundation for enduring growth for all the stakeholders.

### *"Unveiling the Path to Prosperity"*

While inflationary challenges loom, we remain steadfast in our pursuit of long-term prosperity. Your response to our capital raising plan through IPO in current financial year, which will generate Rs. 16.05 crore in working capital, overwhelmed us and invigorates us to further step up the ante and optimize processes and inventory management, propelling turnover and profitability to greater heights. With your support and our constant endeavour to strive for greater heights we envisage

reaching a turnover of Rs. 1500 crore and a profit after tax exceeding Rs.20 crore annually.

I extend heartfelt gratitude to our esteemed Board of Directors, cherished employees, valued consumers,

esteemed suppliers, and steadfast shareholders. Your unwavering support and contributions fuel our shared success and even more excited to remain committed towards value creation for all the stakeholders.



*Our unwavering commitment to investments in strategic pillars and seamless execution paved the way for a resilient and flourishing performance through a challenging macroeconomic landscape. It gives me immense pleasure that hereafter I will be sharing this remarkable journey with you to shape a better and brighter future.*




# SHEIKH NASEEM

Chairman &  
Managing Director





# Products



Brass Rods



Brass Wires




Copper Tubes




Aluminum Tubes



Brass Tubes



Copper Bus Bars/  
Flats



Aluminum  
Bus Bars/ Flats



Paper Covered  
Aluminum Conductors

# Products



Enamel (SEM)  
Aluminum Conductors



Enamel (SEM)  
Copper Conductors



Copper Rods



Aluminum-Wire-Rods



Brass-Billets



Copper Billets



Paper Covered  
Copper Conductors &  
Bunched Conductors



# Our Manufacturing Units with their Products

## *Shera Energy Limited*

1. Paper Covered Round Copper Conductors
2. Paper Covered Rectangular Copper Conductors
3. Paper Covered Round Aluminium Conductors
4. Paper Covered Rectangular Aluminium Conductors
5. Bunch Copper Conductors
6. Multi Paper Copper Conductors
7. Bunch Aluminium Conductors
8. Multi Paper Aluminium Conductors
9. SEM Round Copper Conductors
10. SEM Rectangular Copper Conductors
11. SEM Round Aluminium Conductors
12. SEM Rectangular Aluminium Conductors

## *Shera Metal Private Limited*

1. Bare Copper Strips
2. Copper Strip: Coil
3. Copper Busbar: Coil/Straight Length
4. Aluminium Strip: Coil
5. Aluminium Strip: Coil/Straight Length
6. Copper Mother Tubes

7. Paper Covered Rectangular Copper Strips
8. Paper Covered Rectangular Aluminium Strips
9. Earthing Copper Rods: Straight Length
10. Earthing Copper Busbars: Straight Length

## *Rajputana Industries Limited*

1. Brass Rods: Coil/Square/Round/Hexagon
2. Copper Rods Coil/Square/Round
3. Aluminum Rods
4. Copper Billets
5. Brass Billets
6. Brass Wire
7. Copper Mother tube
8. SEM Round Copper Conductors
9. SEM Rectangular Copper Conductors
10. SEM Round Aluminium Conductors
11. SEM Rectangular Aluminium Conductors
12. Aluminium Mother Busbars
13. Copper Mother Busbars



## Research and development (R&D)

Shera Energy Limited is committed to continuous research and development (R&D) to revolutionize the energy industry. Our dedicated R&D team tirelessly explores innovative solutions in renewable energy, energy storage, and grid technologies.

Through cutting edge research and strategic collaborations, we aim to enhance energy efficiency, promote sustainable practices, and contribute to a greener future. Our focus on R&D empowers us to deliver advanced, reliable, and eco-friendly energy solutions, positioning Shera Energy as a leading force in shaping the landscape of the energy sector.

## Quality Control Details

Quality control is a vital element for any industry, whether primary, secondary, tertiary, or quaternary. Our major customers are from the transformer industry, panel industry, isolator industry, sanitary fitting applications, valve industry, and wire industry, from whom we get repetitive orders, and they have set the minimum quality standard that has to be supplied in any case. Further, we, as manufacturers, must fulfil the specific product demands of our customers. Therefore, any deficiency in the standards of quality we provide may cause us to lose customers and also damage our goodwill. Our Company believes in qualitative manufacturing and adheres to various qualitative standards and parameters associated with the product.

Our products undergo quality checks at various levels of production to ensure that any quality defects or product errors are rectified on a real-time basis. We also have an in-house laboratory for conducting various tests and monitoring to ensure the requisite quality is achieved. We generate repetitive orders from our buyers as we can meet their quality standards, which enables us to maintain and enhance our brand image in the market.

Our business model allows us to monitor and control the quality of our products on the supply side and provides us with the ability to respond quickly to our customer's needs and preferences on the demand side. Our company adheres to some of the industry's highest-quality product accreditations. Our Company has obtained the following certifications or recognitions:

1. ISO 9001:2015 in recognition of an organisation's Quality Management system
2. ISO 14001:2015 in recognition of the organisation's environmental Management System.
3. ISO 45001:2018 in recognition of the organisation's Health and Safety Management System.
4. Vendor Approval Validation from Power Grid Corporation of India, a GOI Enterprise, for Enamelled (Copper and aluminium), PICC, and PIAC conductors for Power and Distribution transformers up to 33 KV class
5. The products are tested and certified for various quality standards by the National Test House and the Electrical Research and Development Association.







# Board Of Directors



**Sheikh Naseem**  
(Chairman &  
Managing Director)

**Sheikh Naseem**, the esteemed Chairman and Managing Director of our Company, is renowned as a magician capable of making any machine run flawlessly. His exceptional expertise and special insights in troubleshooting technical issues have earned him accolades. Holding a merit-filled Bachelor of Engineering (Hons.) degree in Electrical from Pt. Ravi Shankar Shukla University, Raipur (M.P.), boasts over 23 years of diverse experience across various sectors, notably the metal industry.

His journey began in 1998 when he founded "Shivani Electrical," a small transformer manufacturing unit in Ratangarh. Immersed in this field, he gained profound knowledge of transformers, combining it with his spontaneous approach, which propelled him into the Electrical Wire Industry and the non-Ferrous Metal and Alloy Metal industries.

In 2002, Sheikh Naseem relocated to Jaipur and established "Shera Metals and Engineers" as a Proprietorship Firm. With unwavering determination and vision, he transformed it into "Shera Energy Private Limited" in 2009, which flourished into a limited company by the year 2022. The remarkable growth of the Shera Group stands as a testament to his remarkable business acumen and unwavering dedication, inspiring all who work with him.





***Shivani Sheikh***  
(Whole-Time Director)

***Shivani Sheikh***, one of our Company's Full-Time Directors and the Captain at the Helm, radiates a passion for good management and professionalism at every step. With a Bachelor of Engineering, Electrical, and an Honours degree from Ravishankar Shukla University, Raipur (Chhattisgarh), she boasts 23 years of experience in the metal industry. Partnered both at home and at work with Mr. Sheikh Naseem, she founded M/s Shivani Electrical as a Partnership firm in 1998 and later established M/s S.S. Structure, her Proprietorship firm in Jaipur, in January 2008.

Adept in corporate finance and strategic hedging, her go-getter attitude propelled Shera Energy Limited to rapid success.



***Piyush Sharma***  
(Non-Executive Director)

***Piyush Sharma*** serves as a Non-Executive Director of our Company, bringing valuable insights to the table. He earned his Master of Business Administration degree from the Pacific Institute of Management in Udaipur, Rajasthan.

Piyush has been associated with Shera Metal Private Limited since 2012, holding the position of Director of Marketing. With a decade of experience in marketing and sales, he joined Shera Energy Limited in 2013, contributing significantly to the company's growth and success.



***Vineet Gupta***  
(Independent Director)

***Vineet Gupta*** holds the position of an Independent Director in our Company, bringing valuable expertise and guidance. He graduated in Mechanical Engineering from the University of Jodhpur. Previously, he served as a Shift Engineer in the Tool Room Department at National Engineering Industries, Newai.

Following that, from January 1999 to February 2006, he worked as the HOD (Ref and A/C) at Govt. Kahaitan Polytechnic College, Jaipur, under the Department of Technical Education, Rajasthan. Vineet Gupta's diverse experience adds significant value to our organisation.



**Arpit Kumar Dotasra**  
(Independent Director)

**Arpit Kumar Dotasra**, an Independent Director of our Company, holds a B.A. L.L.B. (Hons.) Gold Medal from the National University of Study and Research in Law, Ranchi, Jharkhand. With approximately 4 years of experience, he has been a member of the Bar Council of Rajasthan since August 2019.

He previously served as an Associate Political Consultant at Pollxperts Consulting Private Limited and worked as an Assembly Constituency Manager during the 2018 Assembly Election in Telangana, M.P., Karnataka, and Rajasthan, and as a Parliamentary Constituency Manager for Karakat (Bihar) and Mirzapur (U.P.) during the 2019 General Election.



**Vikas Kumar Garg**  
(Independent Director)

**Vikas Kumar Garg** serves as an Independent Director in our Company. Since 2016, he has been practising as a Company Secretary under the firm name of V. K. Garg & Co. He holds a Bachelor's degree in Commerce and a Master's degree in Commerce from Choudhary Charan Singh University, Meerut.

He is a member of the Institute of Company Secretaries of India and a registered valuer with the Insolvency and Bankruptcy Board of India. Additionally, he is registered with the Independent Directors Databank, valid from March 25, 2020, to March 24, 2026.



**Kuldeep Kumar Gupta**  
(Independent Director)

**Kuldeep Kumar Gupta** serves as an Independent Director in our Company. He holds a Bachelor's degree in Commerce from S. S. G. Pareek College, Jaipur. He became a member of the Institute of Chartered Accountants of India in 1990 and has been in full-time practice as a Chartered Accountant since then.

In March 2006, he passed the Information System Audit Assessment Test conducted by the Institute of Chartered Accountants of India. He also holds a certificate of Professional Membership from the Indian Institute of Insolvency Professionals of the Institute of Chartered Accountants of India.

## CSR Initiatives

We adhere to extensive and evolving occupational safety, health, and environmental laws and regulations governing our operations. Our safety, health, and environmental practices are robust and continuously updated to comply with the regulations of the regions we operate in.



- External tests of safety mechanisms are conducted annually to meet the requirements of the Health and Safety Management System (ISO 45001:2018) and Environmental Management System (ISO 14001:2015).
- Our Company is exempt from the provisions of Section 135 of the Companies Act, 2013, in respect of Corporate Social Responsibility until March 31, 2022.
- We have a dedicated CSR Committee and CSR Policy in compliance with the Companies Act, 2013 and related rules.
- Attracting and retaining the best talent is our priority, focusing on specific skill sets, interests, and backgrounds that contribute to our business success.
- Our employees cover various roles, including Accounts and Finance, Compliance, Maintenance, Marketing and Logistics, Production and Operations, Quality, Top-Level Management, and Permanent Labour.
- We empower our employees at all levels to foster a culture of innovation.
- Our people management strategy comprises recruiting, training and development, compensation, and retention.
- Upon listing on Stock Exchanges, we will adhere to corporate governance provisions under the SEBI LODR Regulations, Companies Act, and SEBI ICDR Regulations.
- Our Board composition, committees, and supervisory roles comply with corporate governance requirements.
- The Board receives detailed periodic reports on the Company's performance from the executive management.
- The Board includes eight (eight) Directors, with at least one-third being independent Directors, and Shivani Sheikh serves as the only woman Director.
- A Stakeholders' Relationship Committee is in place to address shareholders' complaints, constituted on August 8, 2022, as per Board resolution.



# Awards





## Our Homegrown Footprints



## Our Cross Border Footprints





# Corporate Information

## **SHERA ENERGY LIMITED**

**Registered Office:** F-269-B, Road No. 13 VKI, Jaipur, Rajasthan - 302013, India.

**Telephone:** +91 – 9116131593

**E-mail:** [ca@sheraenergy.com](mailto:ca@sheraenergy.com)

**CIN:** L31102RJ2009PLC030434

**Registration number of Company:** 030434

**Website:** [www.sheraenergy.com](http://www.sheraenergy.com)

## **BOARD OF DIRECTORS**

**Mr. Sheikh Naseem**

DIN 02467366

Chairman cum Managing Director

**Shivani Sheikh**

DIN 02467557

Whole-Time Director

**Piyush Sharma**

DIN 03620959

Non-Executive Director

**Vineet Gupta**

DIN 01393690

Independent Director

**Arpit Kumar Dotasra**

DIN 09580712

Independent Director

**Vekas Kumar Garg**

DIN 06404342

Independent Director

**Kuldeep Kumar Gupta**

DIN 01591373

Independent Director

## **CHIEF FINANCIAL OFFICER**

**Sumit Singh**

E-mail: [sumit@sheraenergy.com](mailto:sumit@sheraenergy.com)

## **COMPANY SECRETARY & COMPLIANCE OFFICER**

**Jyoti Goyal**

Tel: +91 – 9116007855

E-mail: [cs@sheraenergy.com](mailto:cs@sheraenergy.com)

## **STATUTORY AUDITORS**

**M/s.Keyur Shah & Co. Chartered Accountants**

Contact Person: Mr. Keyur Shah

Tel: +91 – 7948999595

E-mail: [ca.keyurshah2015@gmail.com](mailto:ca.keyurshah2015@gmail.com)

Website: [www.keyurshahca.com](http://www.keyurshahca.com)

Firm Registration Number: 141173W

Membership No: 153774 | Peer Review Number: 011267

## **SECRETARIAL AUDITOR**

**S.K. Joshi & Associates,**

Contact Person: Mr. Sanjay Joshi

Contact No.: +91-7073413203

E-mail: [cstkjoshi@gmail.com](mailto:cstkjoshi@gmail.com)

Firm Registration Number: P2008RJ064900

Membership No: FCS6745

Peer Review Number: 1659/2022

## **REGISTRAR & SHARE TRANSFER AGENT**

**Bigshare Services Private Limited,**

Contact Person: Mr. Sujit Halder

Tel: + 022-6263 8200 (EXT. 236)

Fax: 022-6263 8299

Email: [sujit@bigshareonline.com](mailto:sujit@bigshareonline.com)

Website: [www.bigshareonline.com](http://www.bigshareonline.com)

SEBI Registration Number: INR000001385

## **BANKERS**

### **State Bank of India**

**Contact Person: Mr. Rajesh Kumar**

1st Floor, Sun N Moon Chamber,

Near Ajmer Pulia, Gopalbari, Jaipur - 302001

Tel: 0141-2361888, Fax: 0141-2370297

E-mail: [rm4.31781@sbi.co.in](mailto:rm4.31781@sbi.co.in),

Website: [www.sbi.co.in](http://www.sbi.co.in)

### **Bank of Maharashtra**

**Contact Person: Mr. Biswanath Sahoo**

JDA shop no 14, Gopalpura Bypass, Jaipur 302018, Rajasthan, India

Tel: 0141-2763218

E-mail: [bom1372@mahabank.co.in](mailto:bom1372@mahabank.co.in)

Website: <https://bankofmaharashtra.in>

## Board's Report

To

**The members**

**SHERA ENERGY LIMITED**

**(Formerly Known as Shera Energy Private Limited)**

**F-269(B), Road No.13, VKIA, Jaipur-302013**

The Board of Directors of the company are pleased to present their 14th Annual Report on the business and operations of the Company together with Audited Financial Statements (Consolidated and Standalone), for the financial year ended 31st March, 2023.

### 1. Key Financial Highlights

The Highlights of financial results (standalone and consolidated) of your Company for the year ending March 31st, 2023 is summarized below :-

Particulars	Standalone		Consolidated	
	2022-23	2021-22	2022-23	2021-22
Revenue from Operations & Other Income	54,892.20	46,752.40	69,774.61	52,458.20
Total Expenditure	52,768.08	44,967.66	65,776.26	49,024.74
Profit before Interest, Depreciation, Taxation	2,124.12	1,784.74	3,998.35	3,433.46
Depreciation & Amortization	113.41	116.86	495.07	482.97
Profit before Interest and Tax	2010.71	1667.88	3,503.28	2,950.49
Finance Costs	1,389.89	1,207.68	2,248.98	1,988.10
Profit before Tax	620.82	460.20	1,254.30	962.39
Provision for Taxation				
Current tax (-) Deferred tax	155.4	114.82	343.43	300.50
Profit after Tax	465.42	345.38	910.87	661.89
Earnings per Share (Basic)	2.28	1.73	4.46	3.32
Earnings per Share (Diluted)	2.28	1.73	4.46	3.32

### 2. State of Company Affairs

#### • Standalone

The Standalone Revenue from Operations for the F.Y. 2022-23 was Rs. 548.28 Crores against Rs. 467.02 Crore in the previous year. The Company has reported total income of Rs. 548.92 Crore for the current year as compared to Rs. 467.52 in the previous year. The Net Profit for the year under review amounted to Rs. 4.65 crore in the current year as compared to Rs. 3.45 crore in the previous year.

#### • Consolidated

The Consolidated Revenue from Operations during the year for the F.Y. 2022-23 was Rs. 696.39 Crores against Rs. 523.82 Crore in previous year. The Company has reported total income of Rs. 697.74 Crore for the current year as compared to Rs. 524.58 in the previous year. The Net Profit for the year under review amounted to Rs. 9.10 crore in the current year as compared to Rs. 6.61 crore in the previous year.

### 3. Consolidated Financial Statements

Pursuant to Section 129(3) of the Companies Act, 2013, the consolidated financial statements of the Company and its subsidiaries, associates and joint ventures, prepared in accordance with the relevant Accounting Standards specified under Section 133 of the Act, read with Rule 7 of the Companies (Accounts) Rules, 2014, forms part of this Annual Report.

#### 4. Dividend

To strengthen the financial position of the Company and to augment working capital your directors do not recommend declaring any dividend for the financial year 2022-23.

#### 5. Transfer of Amounts to Investor Education and Protection Fund

Your Company did not have any funds lying unpaid or unclaimed for a period of seven years. Therefore there were no funds which were required to be transferred to Investor Education and Protection Fund (IEPF).

#### 6. Transfer to Reserves

Pursuant to provisions of section 134(3)(j) of the Companies Act, 2013, the Company has transferred an amount of Rs. 1,200.19 Lakhs (Securities Premium and profit during the year) to reserve account during the year under review.

#### 7. Change in Nature of Business

Company has not changed its nature of business.

#### 8. Listing of Shares:

The Shares of the Company were listed on National Stock Exchange SME platform, Mumbai on 17th February 2023. The Company has paid the annual listing fee for the financial year 2022-2023. The Equity Shares of the Company has the electronic connectivity under ISIN No. INE0MM001019. To provide service to the Shareholders, the Company has appointed M/s. Bigshare Services Private Limited, Pinnacle Business Park, Office No S6-2, 6th, Mahakali Caves Rd, Next to Ahura Centre, Andheri East, Mumbai, Maharashtra 400093 as Registrar and Transfer Agent (RTA) & Share Transfer Agent (STA) of the Company for existing physical based and allied Secretarial Services for its Members / Investors and for Electronic Connectivity with NSDL and CDSL.

#### 9. Share Capital Structure of the Company

##### A. Authorized Capital and Changes thereon, if any:

The Authorized Capital of the Company is Rs. 25,50,00,000 (Rupees Twenty Five Crore And Fifty Lakh) divided into 2,55,00,000 (Two Crore And Fifty Five Lakh) equity shares of Rs. 10/- each.

During the year under the review the company has increased its Authorized Share Capital from Rs. 22,50,00,000/- (Rupees Twenty Two Crore and Fifty Lakhs) to Rs. 25,50,00,000/- (Rupees Twenty Five Crore And Fifty Lakh).

##### B. Paid up Capital and Changes thereon, if any:

The Issued, Subscribed and Paid-up capital is Rs. 22,78,83,470/- (Rupees Twenty Two crores Seventy Eight Lakh Eighty Three Thousand Four Hundred and Seventy) divided into 2,27,88,347 (Two Crore Twenty Seven Lakh Eighty Eight Thousand Three Hundred and Forty Seven) equity shares of Rs. 10/-.

During the year, the Company had issued Shares by way of following Allotments:

S. No.	Type of Issue	Type of Shares	Number of Shares Issued	Total Amount (in Rs.)
1	Private Placement	Equity Shares	18,00,000	1,80,00,000
2	Initial Public Offer	Equity Shares	10,48,000	1,04,80,000

and issued, subscribed and Paid-up capital of the company is increased from Rs. 19,94,03,470/- to Rs. 22,78,83,470/-. Other than this there has been no change in the Authorized Share Capital, Issued, paid up and Subscribed Capital of the company during the year.

#### 10. Details of Utilization of Funds Raised Through Initial Public Offer (IPO):

The proceeds of the Initial Public Offer (including proceeds Pre-IPO of 18,00,000 equity shares) has been utilized by the company upto the quarter ended as on 31.03.2023 as under:



S. No.	Purpose	Amount received from proceeds of IPO & Pre-IPO (in lakhs)	Amount utilized from net proceeds (in lakhs)
1	Funding the Working Capital Requirements	1150.00	1150.00
2	General corporate purposes	364.95	364.95
	TOTAL	1514.95	1514.95

### 11. Board of Directors and Key Managerial Personnel

During the period under review, the Board of Directors of the Company duly constituted as per provisions of Companies Act, 2013.

#### Composition of Board of Directors:

The Board of Directors of Shera Energy limited is an optimum combination of Executive and Non-Executive Directors. As on 31st March, 2023, The Board of company consists of Seven (7) Directors.

The composition and category of Directors is as follows:

S. No.	Name of Director	Designation	DIN No.
1.	Sheikh Naseem	Chairman Cum Managing Director	02467366
2.	Shivani Sheikh	Whole-Time Director	02467557
3.	Piyush Sharma	Director	03620959
4.	Vineet Gupta	Independent Director	01393690
5.	Kuldeep Kumar Gupta	Independent Director	01591373
6.	Arpit Kumar Dotasra	Independent Director	09580712
7.	Vekas Kumar Garg	Independent Director	06404342

There were some changes in the composition of Board during the year and before the finalization of the Board Report:

- The Board of Directors were reconstituted during the F.Y. 2022-23 with the appointment of 4 independent directors, 2 executive directors and 1 Non-executive Director and 1 Nominee Director.
- Mr. Arpit Kumar Dotasara, Mr. Vineet Gupta, Mr. Vekas Kumar Garg and Mr. Kuldeep Kumar Gupta appointed as independent directors w.e.f. 29.06.2022.
- Mrs. Shivani Sheikh was re-designated as Whole-time Director and Mr. Sheikh Naseem was re-designated as Chairman Cum Managing Director of the Company w.e.f. 29.06.2022.
- Designation of Mr. Sheikh Naseem changed from Managing Director to Chairman Cum Managing Director.
- Designation of Mrs. Shivani Sheikh changed from Non-executive Director to Whole-time Director.
- Mr. Batakrushna Panigrahi (DIN: 09599851), which was appointed as Nominee Director w.e.f. 09.05.2022 resigned from his post w.e.f. 06.03.2023.

#### Key Managerial Personnel (KMP):

S. No.	Name of KMP	Designation
1	Sheikh Naseem	Chairman Cum Managing Director
2	Shivani Sheikh	Whole-Time Director
3	Sumit Singh	Chief Financial Officer
4	Jyoti Goyal	Company Secretary & Compliance Officer

- Mr. Sumit Singh, was appointed as Chief Financial Officer of the company w.e.f. 08.08.2022 and Ms. Jyoti Goyal, appointed as Company Secretary & Compliance officer w.e.f. 01.06.2022.

#### Disclosure of Relationships between Directors Interest:

Name of Directors	Relationship with other Directors
Sheikh Naseem	Husband of Mrs. Shivani Sheikh
Shivani Sheikh	Wife of Mr. Sheikh Naseem

### Retirement by Rotation:

In terms of Section 152 of the Companies Act, 2013, Mrs. Shivani Sheikh (DIN: 02467557), Director of the Company is liable to retire by rotation at the forthcoming Annual General Meeting and being eligible, offered herself for re-appointment. Brief profile of Director seeking Appointment/Re-appointment is given as annexure to the Notice of AGM.

The Board confirms that none of the Directors of the Company is disqualified from being appointed as Director in terms of Section 164 of the Companies Act, 2013 and necessary declaration has been obtained from all the Directors in this regard.

### 12. Management Discussion & Analysis:

In terms of Regulation 34(2)(e) of the Listing Regulations, 2015 read with other applicable provisions, the detailed review of the operations, performance and future outlook of the Company and its business is given in the Management's Discussion and Analysis Report (MDA) which forms part of this Annual Report and is incorporated herein by reference and forms an integral part of this report.

### 13. Disclosure of Particulars of Employees as Required Under Rule 5 (2) of the Companies (appointment and Remuneration of Managerial Personnel) Rules 2014

Details have been annexed in ANNEXURE-B

### 14. Number of Meetings Held During the Year

#### I. Meetings of Board of Directors:

During the Financial Year 2022-23, the Company held Fifteen (15) board meetings of the Board of Directors as per Section 173 of Companies Act, 2013 which is summarized below. The provisions of Companies Act, 2013 were adhered to while considering the time gap between two meetings.

S. No	Date of the meeting	Board Strength	No. of Directors Present
1.	09.05.2022	4	4
2.	23.06.2022	4	4
3.	08.08.2022	8	7
4.	16.09.2022	8	6
5.	20.10.2022	8	4
6.	15.11.2022	8	5
7.	25.11.2022	8	5
8.	05.12.2022	8	7
9.	31.12.2022	8	7
10.	21.01.2023	8	5
11.	27.01.2023	8	5
12.	06.02.2023	8	5
13.	10.02.2023	8	5
14.	13.02.2023	8	5
15.	15.02.2023	8	7

#### Number of meetings attended by each director

S. No	Name of Director	Meetings of Board		
		No of Meetings which were entitled to attend	Number of meetings attended	% of attendance of Directors
1	Sheikh Naseem	15	15	100
2	Shivani Sheikh	15	15	100
3	Piyush Sharma	15	13	86.67
4	Sanjay Kumar	1	1	100
5	Batakrushna Panigrahi	14	14	100
6	Vineet Gupta	13	2	15.38
7	Kuldeep Kumar Gupta	13	3	23.07
8	Arpit Kumar Dotasra	13	8	61.54
9	Vekas Kumar Garg	13	11	84.61

## II. Meetings of Committees and Their Constitution:

The Board of Directors has constituted Four Committees, viz.:

### 1. Audit Committee:

The Audit Committee was constituted on 08.08.2022. The Constitution, composition and functioning of the Audit Committee also meets with the requirements of Section 177 of the Companies Act, 2013 and Regulation 18 of the SEBI (Listing Obligations and Disclosure Requirements) Regulations, 2015.

All the recommendations of Audit Committee have been accepted by the Board of Directors of the Company.

Name of the Member	Position	Status	Attendance at the Committee Meeting held during the F.Y. 2022-23		
			15.09.2022	14.11.2022	24.01.2023
VEKAS KUMAR GARG	Chairman	Independent Director	Yes	Yes	Yes
KULDEEP GUPTA	Member	Independent Director	No	No	No
ARPIT KUMAR DOTASARA	Member	Independent Director	Yes	Yes	Yes
VINEET GUPTA	Member	Independent Director	No	No	No
SHEIKH NASEEM	Member	Executive Director	Yes	Yes	Yes

Mr. Sumit Singh, CFO of the Company has attended all the meetings. Ms. Jyoti Goyal as secretary of the Audit committee attended all the meetings

### Terms of Reference:

**The terms of reference of the Audit Committee are as under:**

1. Oversight of the Company's financial reporting process and the disclosure of its financial information to ensure that the financial statement is correct, sufficient and credible.
2. Recommending to the Board, the appointment, re-appointment and, if required, the replacement or removal of the statutory auditor and the fixation of audit fees.
3. Approval of payment to statutory auditors for any other services rendered by the statutory auditors.
4. Reviewing, with the management, the annual financial statements before submission to the board for approval, with particular reference to:
  - i. Matters required to be included in the Director's Responsibility Statement to be included in the Board's report in terms of clause (c) of sub-section 3 of section 134 of the Companies Act, 2013;
  - ii. Changes, if any, in accounting policies and practices and reasons for the same;
  - iii. Major accounting entries involving estimates based on the exercise of judgment by management;
  - iv. Significant adjustments made in the financial statements arising out of audit findings;
  - v. Compliance with listing and other legal requirements relating to financial statements;
  - vi. Disclosure, Review and approval of any related party transactions;
  - vii. Qualifications in the draft audit report.
5. Reviewing, with the management, the quarterly/half yearly/annual financial statements before submission to the board for approval.
6. Reviewing, with the management, the statement of uses / application of funds raised through an issue (public issue, right issue, preferential issue, etc.), the statement of funds utilized for purposes other than those stated in the offer document/Draft Prospectus/ Prospectus /notice and the report submitted by the monitoring agency monitoring the utilization of proceeds of a public or rights issue, and making appropriate recommendations to the Board to take up steps in this matter.
7. Review and monitor the auditor's independence, performance and effectiveness of audit process.
8. Approval or any subsequent modification of transactions of the company with related parties;



## **Terms of Reference:**

### **The terms of reference of the Audit Committee are as under:**

1. Oversight of the Company's financial reporting process and the disclosure of its financial information to ensure that the financial statement is correct, sufficient and credible.
2. Recommending to the Board, the appointment, re-appointment and, if required, the replacement or removal of the statutory auditor and the fixation of audit fees.
3. Approval of payment to statutory auditors for any other services rendered by the statutory auditors.
4. Reviewing, with the management, the annual financial statements before submission to the board for approval, with particular reference to:
  - i. Matters required to be included in the Director's Responsibility Statement to be included in the Board's report in terms of clause (c) of sub-section 3 of section 134 of the Companies Act, 2013;
  - ii. Changes, if any, in accounting policies and practices and reasons for the same;
  - iii. Major accounting entries involving estimates based on the exercise of judgment by management;
  - iv. Significant adjustments made in the financial statements arising out of audit findings;
  - v. Compliance with listing and other legal requirements relating to financial statements;
  - vi. Disclosure, Review and approval of any related party transactions;
  - vii. Qualifications in the draft audit report.
5. Reviewing, with the management, the quarterly/half yearly/annual financial statements before submission to the board for approval.
6. Reviewing, with the management, the statement of uses / application of funds raised through an issue (public issue, right issue, preferential issue, etc.), the statement of funds utilized for purposes other than those stated in the offer document/Draft Prospectus/ Prospectus /notice and the report submitted by the monitoring agency monitoring the utilization of proceeds of a public or rights issue, and making appropriate recommendations to the Board to take up steps in this matter.
7. Review and monitor the auditor's independence, performance and effectiveness of audit process.
8. Approval or any subsequent modification of transactions of the company with related parties;
9. Scrutiny of inter.corporate loans and investments;
10. Valuation of undertakings or assets of the company, wherever it is necessary;
11. Evaluation of internal financial controls and risk management systems;
12. Reviewing, with the management, performance of statutory and internal auditors, adequacy of the internal control systems;
13. Reviewing the adequacy of internal audit function, if any, including the structure of the internal audit department, staffing and seniority of the official heading the department, reporting structure coverage and frequency of internal audit.
14. Discussion with internal auditors any significant findings and follow up there on.
15. Reviewing the findings of any internal investigations by the internal auditors into matters where there is suspected fraud or irregularity or a failure of internal control systems of a material nature and reporting the matter to the board.
16. Discussion with statutory auditors before the audit commences, about the nature and scope of audit as well as post.audit discussion to ascertain any area of concern.
17. To look into the reasons for substantial defaults in the payment to the depositors, debenture holders, shareholders (in case of non-payment of declared dividends) and creditors.

18. To oversee and review the functioning of the vigil mechanism which shall provide for adequate safeguards against victimization of employees and directors who avail of the vigil mechanism and also provide for direct access to the Chairperson of the Audit Committee in appropriate and exceptional cases.
19. Call for comments of the auditors about internal control systems, scope of audit including the observations of the auditor and review of the financial statements before submission to the Board;
20. Approval of appointment of CFO (i.e., the whole-time Finance Director or any other person heading the finance function or discharging that function) after assessing the qualifications, experience & background, etc. of the candidate.
21. To investigate any other matters referred to by the Board of Directors;
22. Carrying out any other function as is mentioned in the terms of reference of the Audit Committee.

**The Audit Committee also reviews the following information:**

- a. Management discussion and analysis of financial information and results of operations;
- b. Statement of significant related party transactions (as defined by the Audit Committee), submitted by the management;
- c. Management letters / letters of internal control weaknesses issued by the statutory auditors;
- d. Internal audit reports relating to internal control weaknesses; and
- e. The appointment, removal and terms of remuneration of the chief internal auditor shall be subject to review by the Audit Committee.
- f. Statement of deviations:
  - i. Quarterly statement of deviation(s) including report of monitoring agency, if applicable, submitted to stock exchange(s) in terms of Regulation 32(1).
  - ii. Annual statement of funds utilized for purposes other than those stated in the offer document/prospectus/notice in terms of Regulation 32(7).

**2. Nomination & Remuneration Committee:**

The Nomination and Remuneration Committee was constituted on 08.08.2022. The Constitution, composition and functioning of the Nomination and Remuneration Committee also meets with the requirements of Section 178(1) of the Companies Act, 2013 and Regulation 19 of the SEBI (Listing Obligations and Disclosure Requirements) Regulations, 2015.

**The Composition of the Committee is as under:**

Name of the Member	Position	Status	Attendance at the Committee Meeting held during the F.Y. 2022-23 24.01.2023
Vekas Kumar Garg	Member	Independent Director	Yes
Kuldeep Gupta	Chairman	Independent Director	No
Arpit Kumar Dotasara	Member	Independent Director	Yes
Vineet Gupta	Member	Independent Director	No
Piyush Sharma	Member	Non-Executive Director	Yes

Ms. Jyoti Goyal as secretary of the Nomination and Remuneration Committee attended all the meeting. Mr. Sumit Singh, CFO of the Company has attended all the meetings.

**Terms of Reference**

**The terms of reference of the "Nomination/ Remuneration Committee" are as under:**

1. Formulate the criteria for determining the qualifications, positive attributes and independence of a director and recommend to the Board a policy relating to, the remuneration for directors, KMPs and other employees.

2. Identifying persons who are qualified to become directors and may be appointed in senior management in accordance with the criteria laid down, and recommend to the Board of Directors their appointment and removal.
3. Formulation of criteria for evaluation of performance of independent directors and Board of Directors.
4. Devising a policy on diversity of board of directors.
5. Deciding on, whether to extend or continue the term of appointment of the independent director, on the basis of the report of performance evaluation of independent directors.
6. Decide the salary, allowances, perquisites, bonuses, notice period, severance fees and increment of Executive Directors.
7. Define and implement the Performance Linked Incentive Scheme (including ESOP of the Company) and evaluate the performance and determine the amount of incentive of the Executive Directors for that purpose.
8. Decide the amount of Commission payable to the Whole time Director / Managing Directors.
9. Review and suggest revision of the total remuneration package of the Executive Directors keeping in view the performance of the Company, standards prevailing in the industry, statutory guidelines etc.
10. To formulate and administer the Employee Stock Option Scheme.

The company has duly formulated the Nomination and Remuneration Policy which is also available at the company website. The Policy formulated by Nomination and Remuneration Committee includes director's appointment and remuneration including criteria for determining qualifications, positive attributes, independence of a director and other matters as specified under section 178(3) of the Companies Act, 2013 and same was approved by the Board of Directors of the Company.

### **3. Stakeholders Relationship Committee:**

The Stakeholders' Relationship Committee was constituted on 08.08.2022. The Constitution, composition and functioning of the Stakeholders' Relationship Committee also meets with the requirements of Section 178 of the Companies Act, 2013 and Regulation 20 of the SEBI (Listing Obligations and Disclosure Requirements) Regulations, 2015.

#### **The Composition of the Committee is as under:**

Name of the Member	Position	Status	Attendance at the Committee
			Meeting held during the F.Y. 2022-23 24.01.2023
Vekas Kumar Garg	Member	Independent Director	Yes
Kuldeep Gupta	Member	Independent Director	No
Arpit Kumar Dotasara	Member	Independent Director	Yes
Vineet Gupta	Member	Independent Director	No
Piyush Sharma	Chairman	Non- Executive Director	Yes
Shivani Sheikh	Member	Whole- Time Director	Yes

Ms. Jyoti Goyal as secretary of the Stakeholders Relationship Committee attended all the meeting. Mr. Sumit Singh, CFO of the Company has attended all the meetings.

#### **Terms of Reference:**

#### **The terms of reference of the Stakeholders' Relationship Committee are as under:**

1. Allotment, transfer of shares including transmission, splitting of shares, changing joint holding into single holding and vice versa, issue of duplicate shares in lieu of those torn, destroyed, lost or defaced or where the space at back for recording transfers have been fully utilized.
2. Issue of duplicate certificates and new certificates on split/consolidation/renewal, etc.
3. Review the process and mechanism of redressal of Shareholders' /Investor's grievance and suggest measures of improving the system of redressal of Shareholders' /Investors' grievances.



4. Non-receipt of share certificate(s), non-receipt of declared dividends, non-receipt of interest/ dividend warrants, non-receipt of annual report and any other grievance/ complaints with Company or any officer of the Company arising out in discharge of his duties.
5. Oversee the performance of the Registrar & Share Transfer Agent and also review and take note of complaints directly received and resolved them.
6. Oversee the implementation and compliance of the Code of Conduct adopted by the Company for prevention of Insider Trading for Listed Companies as specified in the Securities & Exchange Board of India (Prohibition of insider Trading) Regulations, 2015 as amended from time to time.
7. Any other power specifically assigned by the Board of Directors of the Company from time to time by way of resolution passed by it in a duly conducted Meeting, and
8. Carrying out any other function contained in the equity listing agreements as and when amended from time to time.

#### **4. Corporate Social Responsibility Committee- Refer Point No. 27 of this Board Report.**

### **III. Meeting of Members:**

#### **General Meetings:**

<b>Date of meeting</b>	<b>Time</b>	<b>Total No. of Members on the date of the meeting</b>	<b>Total No. of Members attended meeting</b>
29.06.2022	11:40 A.M.	12	6
27.09.2022	02:30 P.M.	12	5
28.10.2022	11:05 A.M.	12	6
31.12.2022	01:18 P.M.	13	7

#### **15. Declaration By Independent Directors Under Section 149(6)**

The Company has received declarations from all the Independent Directors of the Company confirming that they meet the criteria of independence as specified under Section 149(6) of the Companies Act, 2013 read with schedules and rules issued thereunder. They have also confirmed that they meet the requirements of "Independent Director" as mentioned under Regulation 16(1)(b) of the SEBI (Listing Obligation and Disclosure Requirement) Regulation, 2015.

#### **16. Board Evaluation**

Pursuant to the provisions of Companies Act, 2013 and SEBI (Listing Obligation and Disclosure Requirement) Regulations, 2015, the Board has carried out annual performance evaluation of its own performance, the directors individually as well the evaluation of the working of its Audit, Nomination & Remuneration and Stakeholder committee, including the Chairperson of the Board who were evaluated on parameters such as level of engagement and contribution and independence of judgment thereby safeguarding the interest of the Company.

The performance evaluation of the Independent Directors was carried out by the entire Board. The performance evaluation of the Chairperson and the Non Independent Directors was carried out by the Independent Directors. The Directors expressed their satisfaction with the evaluation process.

#### **17. Directors Responsibility Statement**

Pursuant to Section 134(5) of the Companies Act, 2013, to the best of our knowledge and belief and according to the information and explanations obtained by us, your Directors hereby confirm that:

- (a) In the preparation of the Annual Accounts, the applicable Accounting Standards have been followed along with proper explanations relating to material departures, if any;
- (b) They have selected such Accounting Policies and applied them consistently and made judgment and

estimates that are reasonable and prudent so as to give a true and fair view of the state of affairs of the company as at 31st March, 2023 and of the profit and loss of the company for that period;

- (c) To the best of their knowledge and information, they have taken proper and sufficient care for the maintenance of adequate accounting records in accordance with the provisions of Companies Act, 2013 for safeguarding the assets of the Company and for preventing and detecting fraud and other irregularities;
- (d) They have prepared the Annual Accounts on a Going Concern basis;
- (e) They had laid down internal financial controls to be followed by the company and that such internal financial controls are adequate and were operating effectively.
- (f) There is a proper system to ensure compliance with the provisions of all applicable laws and that such systems are adequate and operating effectively.

### **18. Annual Return**

The Annual Return for financial year 2022-23 as per provisions of the Act and Rules in Form MGT-7 thereto, is available on the Company's website at <https://www.sheraenergy.com>.

### **19. Particulars of Employees**

None of the employee has received remuneration exceeding the limit as stated in rule 5(2) of the Companies (Appointment and Remuneration of Managerial Personnel) Rules, 2014.

### **20. Information About Subsidiary/JV/Associate Company**

The Company has three Subsidiaries Companies named:

- 1. Shera Infrapower Private Limited**
- 2. Shera Metal Private Limited and**
- 3. Rajputana Industries Limited**

A statement in AOC-1 containing salient features of the financial statement of the Subsidiary/ Associates/ JV is attached herewith as "Annexure A".

The Company is an Associate Company of Isha Infrapower Private Limited.

### **21. Particulars of Loans, Guarantees or Investments**

During the Financial Year 2022-23, the particulars of Loan given, Guarantees given and Investments made and securities provided along with the purpose for which the loan or guarantee, security provided to be utilized by the receipt are provided in the audited Financial statements of the Company read with notes on accounts forming part of the financial statements.

### **22. Auditors:**

#### **• Statutory Auditors & Their Report**

M/s. KEYUR SHAH & CO, Chartered Accountants (FRN: 141173W), Statutory Auditors were appointed in the 13th General Meeting held on 27.09.2022 for a period of 5 year until the conclusion of 18th Annual General Meeting to be in the year 2027. They have confirmed that they are not disqualified from continuing as Auditor of the Company.

There are no observations (including any qualification, reservation, adverse remark or disclaimer) of the Auditors in their Audit Report that may call for any explanation from the Directors. Further, the notes to accounts referred to in the Auditor's Report are self-explanatory except followings:-

- a) According to the information and explanations given to us, there are no dues of income tax, sales tax, goods & service tax, service tax, duty of customs, duty of excise, value added tax, outstanding on account of any dispute except:

Nature of statute	Nature of Dues	Amount (Rs. In lakhs)	Period to which the amount relates	Forum where dispute is pending
Income Tax Act, 1961	TDS Interest and short deduction	0.33	Prior Years	Traces
Central Excise and Customs	RIPS Subsidy appeal	1.43	SCN dated 28-02-2018	Adjudication at Asst. Commissioner of GST
Income Tax Act, 1961	Income Tax dues	0.49	A.Y. 2017-18	CIT Appeal, Jaipur
Income Tax Act, 1961	Income Tax dues	0.56	A.Y. 2020-21	CPC
Income Tax Act, 1961	Income Tax dues	0.09	A.Y. 2013-14	CIT Appeal, Jaipur
Income Tax Act, 1961	Income Tax dues	1.03	A.Y. 2013.14	CIT Appeal, Jaipur
GST Act, 2017	ITC Mismatch	27.48	2018-19	Assistant Commissioner of GST
GST Act, 2017	ITC Mismatch	18.04	2019-20	Assistant Commissioner of GST

- **Reply By Board:-**

A) In the above-mentioned comment provided by the auditor in his audit report the Board of Directors of the company wants to bring to your notice that the entire remaining outstanding liability amount is in the process of litigation under various forums of the relevant Acts, once the cases will be disposed and if any liability arises thereof after disposal then the company will deposit the amount. The Company is taking necessary steps to ensure the compliances arising from future liabilities.

- **Cost Auditors**

Pursuant to Section 148 of the Companies Act, 2013 read with The Companies (Cost Records and Audit) Amendment Rules, 2014, the maintenance of cost audit records is applicable on the company.

The Company has appointed M/s Rajesh & Company, Cost Accountants (FRN: 000031) as Cost Auditor for conducting the audit of Cost records of the Company for the Financial Year 2022-23. And further they have been appointed to conduct the cost audit for the F.Y. 2023-24 as well.

- **Secretarial Auditors**

Pursuant to the provisions of Section 204 of the Act read with the Companies (Appointment and Remuneration of Managerial Personnel) Rules, 2014, your Board has appointed M/s. S.K. Joshi & Associates, Company Secretaries (Firm Registration No.: P2008RJ064900) as the Secretarial Auditor to conduct the Secretarial Audit of the Company for the financial year 2022-23.

The Board in its meeting dated April 26, 2023 has re-appointed M/s. S.K. Joshi & Associates, Company Secretaries as Secretarial Auditor of the Company to carry out Secretarial Audit of the Company for the financial year 2023-24.

The Secretarial Audit Report is issued in Form MR-3 by M/s. S.K. Joshi & Associates, Company Secretaries, in respect of the Secretarial Audit of the Company for the financial year ended on March 31, 2023. The Secretarial Audit Report does not contain any qualification, reservation or adverse remark except filing of Form FCGPR in respect of allotment of Equity shares to a NRI.

During the year under review, no instance of fraud was reported by the Secretarial Auditor of the Company in their Audit Report under Section 143(12) of the Act, therefore no detail is required to be disclosed under Section 134 (3) of the Act.

The Non-Compliance in filing of FCGPR on time was due to technical glitches on RBI portal however company has filed FCGPR on RBI portal.

The Secretarial Audit Report issued in form MR-3 is annexed as "Annexure-D".



- **Internal Auditors**

Pursuant to the provisions of Section 138 (1) of the Companies Act, 2013 and Rule 13 of the Companies (Accounts) Rules, 2014, the Board of Directors of your Company has appointed M/s Mohata Baheti & Associates, Chartered Accountants (FRN No.: 020006C) as the internal auditor of the company for the F.Y. 2022-23.

**23. Prevantion of Insider Trading:**

Pursuant to the provision of the Securities and Exchange Board of India (Prohibition of Insider Trading) Regulation, 2015 and amendments thereto, the company has in place a code of conduct to regulate, monitor and report trading by insider for prohibition of Insider trading in the shares of the Company. The code inter alia prohibits purchase/ sale of shares of the Company by its Designated Persons and other connected persons while in possession of Unpublished Price Sensitive Information in relation to the Company and during the period when trading window is close.

The company has also formulated a Code of practices and procedures for fair disclosure of Unpublished Price Sensitive Information (UPSI) and said code is available on company's website and can be assessed at <https://www.sheraenergy.com/governance.html>

**24. Material Changes and Commitments Affecting the Financial Position of the Company:**

There were no material changes and commitments made by directors affecting financial position of the company which have occurred after end of the financial year and upto the date of this report.

**25. Energy Conservation, Technology Absorption & Foreign Exchange Earnings And Outgo:**

Information on conservation of Energy, Technology absorption, Foreign Exchange earnings and outgo required to be disclosed under Section 134 of the Companies Act, 2013 read with Companies (Accounts) Rules, 2014 are provided hereunder

Particulars	Remarks
<b>A) Conservation of Energy:</b> <ul style="list-style-type: none"> <li>• the steps taken or impact on conservation of energy;</li> <li>• the steps taken by the company for utilizing alternate sources of energy;</li> <li>• the capital investment on energy conservation equipments;</li> </ul>	<p>The Company is taking due care for using electricity in the office. The Company usually takes care for optimum utilization of energy. No capital investment on energy conservation equipment made during the financial year.</p>
<b>B) Technology Absorption:</b> <ul style="list-style-type: none"> <li>• the efforts made towards technology absorption;</li> <li>• the benefits derived like product improvement, cost reduction, product development or import substitution;</li> <li>• in case of imported technology (imported during the last three years reckoned from the beginning of the financial year)- <ul style="list-style-type: none"> <li>• (a) the details of technology imported;</li> <li>• (b) the year of import;</li> <li>• (c) whether the technology been fully absorbed;</li> <li>• (d) if not fully absorbed, areas where absorption has not taken place, and the reasons thereof; Not applicable since 5 years period is over</li> </ul> </li> <li>• the expenditure incurred on Research and Development</li> </ul>	<p>Development of new types of product lines and optimum utilization of metal scrap. Product development, cost reduction and product improvement.</p> <p>NA</p> <p>NA</p>
<b>C) Foreign Exchange Earnings and Outgo:</b> <ul style="list-style-type: none"> <li>• The Foreign Exchange earned in terms of actual inflows during the year and the Foreign Exchange outgo during the year in terms of actual outflows</li> </ul>	<p>INFLOW - NIL OUTFLOW- Rs. 8.07 Crores</p>

## 26. Related Party Transactions:

In accordance with Section 134(3)(h) of the Companies Act, 2013 read with Rule 8(2) of Companies (Accounts) Rules, 2014, the particulars of contracts or arrangements with related parties, referred to in Section 188(1) of the Companies Act, 2013, in the prescribed Form AOC-2 is attached as “Annexure-E” to this Report.

## 27. Risk Management

The Board of Directors of the Company identify, evaluate business risks and opportunities. The Directors of the Company take pro-active steps to minimize adverse impact on the business objectives and enhance the Company’s competitive advantage. Presently no material risk has been identified by the directors except of general business risks, for which the Company is leveraging on their expertise and experience.

## 28. Secretarial Standards

Your Company has complied with all Secretarial Standards issued by the Institute of Company Secretaries of India (ICSI) and approved by Central Government from time to time.

## 29. Deposits

The Company has neither accepted nor renewed any Deposits mentioned under section 73 of the Act and the Companies (Acceptance of Deposits) Rules, 2014 during the reporting period.

## 30. Corporate Social Responsibilities (csr)

However, the company does not meet the criteria of Section 135 of Companies Act, 2013 read with the Companies (Corporate Social Responsibility Policy) Rules, 2014. But the Company has voluntarily constituted Corporate Social Responsibility Committee and is keen to serve the society whenever the best and suitable opportunities arise pursuant to the provisions of section 135 and schedule VII of the Companies Act, 2013.

Your company has adopted CSR Policy which covers the CSR activities which will be carried out in India only and includes strategy that defines plans for future CSR activities.

## Composition of Corporate Social Responsibility Committee:

The Company has Corporate Social Responsibility Committee and the same was reconstituted during the year comprising the following directors:-

Name	Status	Designation
Sheikh Naseem	Chairman	Chairman Cum Managing Director
Shivani Shiekh	Member	Whole Time Director
Piyush Sharma	Member	Non- Executive Director
Vekas Kumar Garg	Member	Independent Director

The Company Secretary is Secretary of the Committee. The constitution of the Committee is as per the provisions of Schedule VII of the Companies Act, 2013.

As on 08.08.2022 the Company reconstituted the committee as per the applicable provisions of the Companies Act, 2013.

## 31. Internal Control Systems and Their Adequacy

The Company has adequate system of internal control to safeguard and protect from loss, unauthorized use or disposition of its assets. All the transactions are properly authorized, recorded and reported to the Management. The Company is following all the applicable Accounting Standards for properly maintaining the books of accounts and reporting financial statements.

## 32. Disclosures Under Sexual Harassment of Women at Workplace (prevention, Prohibition Andredressal) Act, 2013

Pursuant to the provisions of the Sexual Harassment of Women at Workplace (Prevention, Prohibition and Redressal) Act, 2013, the company has in place a policy on prevention of sexual harassment at work place.

The Company has constituted the Internal Complaint Committee (ICC) under Prevention of Sexual Harassment of Women at Workplace in accordance with the Sexual Harassment of Women at Workplace (Prevention, Prohibition and Redressal) Act, 2013 to consider and resolve the complaints related to sexual harassment. The ICC includes Mrs. Shivani Sheikh as Presiding Officer, Ms. Priti gupta, Ravindra Kumar Gaur, Vikram Singh Rathore and Ms. Sahlu Pawah as members. The Company regularly conducts awareness programmes for its employees.

The following is the summary of sexual harassment complaints received and disposed off during the year:

S. No.	Particulars	Status of the No. of complaints received and disposed off
1.	Number of complaints on sexual harassment received	Nil
2.	Number of complaints disposed off during the year	Nil
3.	Number of cases pending for more than ninety days	Not Applicable
4.	Number of workshops or awareness programme against sexual harassment carried out	The Company regularly conducts necessary awareness programme for its employees
5.	Nature of action taken by the employer or district officer	Not Applicable

As on 23.06.2022 the Company reconstituted the committee as per the applicable provisions of the Companies Act, 2013

### **33. Vigil Mechanism/Whistle Blower Policy**

Pursuant to the provisions of Section 177(9) of the Companies Act, 2013 read with Rule 7 of the Companies (Meetings of Board and its Powers) Rules, 2014, the Company had adopted 'Whistle Blower Policy' for Directors and employees.

A mechanism has been established for employees to report concerns about unethical behavior, actual or suspected fraud, or violation of Code of Conduct and Ethics. It also provides for adequate safeguards against the victimization of employees who avail of the mechanism and allows direct access to the Board of Directors in exceptional cases. The Board will periodically review the functioning of Whistle Blower Mechanism.

During the Financial Year under review, no whistle blower event was reported and mechanism functioning well. No personnel have been denied access to the Chairperson of Audit Committee. The policy is available on the website of the company at <https://www.sheraenergy.com/governance.html>

### **34. Reporting of Frauds By Auditors**

For the Financial year 2022-23, the Statutory Auditor has not reported any instances of frauds committed in the Company by its Officers or Employees under section 143(12) of the Companies Act, 2013.

### **35. Regulatory Action**

There are no significant and material orders passed by the regulators or courts or tribunals that could impact the going concern status and operations of the company in future.

### **36. Certificate From Company Secretary in Practice Regarding Non-Disqualification of Directors**

The Company has received a certificate from M/s. S.K. Joshi & Associates, Company Secretaries, that none of the Directors on the Board of the Company have been debarred or disqualified from being appointed or continuing as Directors of companies by the SEBI, MCA or any such statutory authority for the financial year ended on March 31, 2023. The said certificate is appended to this report as 'Annexure -F'.

### **37. Corporate Governance**

As the equity shares of the company are listed on Emerge SMR Platform of NSE, therefore Corporate Governance provisions as specified in Regulation 17 to 27 and Clause (b) to (i) of sub-regulation 46 and Paras C, D and E of Schedule V of Securities and Exchange Board of India (Listing Obligation and Disclosure Requirements) Regulations, 2015 are not applicable to the Company, accordingly no reporting is required to be made under this head.

### **38. Business Responsibility Reporting**

The Business Responsibility Reporting as required under Regulation 34(2) of the SEBI (Listing Obligations and Disclosure Requirements) Regulations, 2015 does not apply to your company for the financial year 2022-23.

### **39. Cautionary Statement**

The Management Discussion and Analysis section contains statements regarding the Company's objectives, projections, estimates, expectations, or predictions, which may be considered as 'forward-looking statements' according to applicable laws and regulations. It should be noted that actual results may differ significantly from those expressed or implied in these statements. The Company is under no obligation to publicly amend, modify, or revise any forward-looking statements, whether due to subsequent developments, new information, events, or any other reason.

### **40. Credit Rating**

During the financial year 2022-23, Acuite Rating and Research Limited, Credit Rating Agency has given rating on 06.06.2023 as follows:



## Facilities Rating

Long term Instruments Rating: ACUITE BBB

Short term Instruments Rating: ACUITE A3+

### 41. Other Disclosures

(i) During the financial year, the Company has not issued any equity share with differential rights.

(ii) The company has not issue any sweat equity shares.

(iii) There was no commission paid by the company to its managing director or whole time directors, so no disclosure required in pursuance to the section 197(14) of The Companies Act, 2013.

### 42. Acknowledgement

Your Directors wish to express their sincere appreciation of the co-operation and assistance received from shareholders, bankers/ Finance companies and other business constituents during the year under review. Your Directors also wish to place on record their deep sense of appreciation for the commitment displayed by all officers and staff, for their continued support and confidence, which they have reposed in the management.

By order of the Board of Directors  
FOR SHERA ENERGY LIMITED

Sd/-  
SHEIKH NASEEM  
MANAGING DIRECTOR  
DIN:02467366

Sd/-  
SHIVANI SHEIKH  
WHOLE-TIME DIRECTOR  
DIN:02467557

Place: Jaipur  
Date: August 25, 2023

### Annexures Index:

Annexure A	Details of Director seeking appointment/re-appointment
Annexure B	Disclosure of Particulars of Employees
Annexure C	A statement in AOC-1 containing salient features of the financial statement of the Subsidiary/ Associates/ JV
Annexure D	Secretarial Audit Report
Annexure E	Particulars of contracts or arrangements with related parties, referred to in Section 188(1) of the Companies Act, 2013, in the prescribed Form AOC-2
Annexure F	Certificate of Non-Disqualification of Directors

## ANNEXURE-A

### Details of Director seeking appointment/re-appointment in the forthcoming Annual General Meeting [Pursuant Secretarial Standard-2 on General Meetings]

Name	Mrs. Shivani Sheikh
DIN	02467557
Date of Birth	03-11-1971
Date of First Appointment	08-12-2009
Qualifications	Bachelor's of Engineering, Electrical
Expertise in specific functional area	She has over 23 years of experience in various sectors including metal industry. Exceptionally talented in overseeing the planning of group finance and hedging strategic management.
Directorship in other Companies *	1. Isha Infrapower Private Limited 2. Shera Infrapower Private Limited 3. Rajputana Industries Limited
No. of Board Meetings attended during the Year Memberships/Chairmanship of Committees across all Public Companies*	15 (out of which 2 as Director & 13 as Whole-time Director ) Member of Stakeholder Relationship Committee Member of Corporate Social Responsibility Committee Member of Internal Compliant Committee
Relationship with other Directors / Key Managerial Personnel	Wife of Mr. Sheikh Naseem, Chairman Cum Managing Director of the Company
No. of shares held in the Company either by self or on a beneficial basis for any other person	7,00,000

#### Declaration

I declare that I have not been convicted of any offence in connection with the promotion, formation or management of any company or LLP and have not been found guilty of any fraud or misfeasance or of any breach of duty to any company under this Act or any previous company law in the last five years.

I further declare that if appointed my total Directorship in all the companies shall not exceed the prescribed number of companies in which a person can be appointed as a Director.

For and on behalf of Board of the Directors  
M/s Shera Energy Limited

Sd/-

Sheikh Naseem  
Chairman Cum Managing Director  
DIN: 02467366

Place: Jaipur  
Date: August 25,2023

## ANNEXURE-B

### Disclosure of Particulars of Employees as required under Rule 5 (2) of The Companies (Appointment and Remuneration of Managerial Personnel) Rules 2014

(I) The ratio of the remuneration of each director to the median remuneration of the employees of the company for the financial year 2022-2023:

S. No	Name of Director/KMP	Designation	Ratio of remuneration to the median remuneration of the employee	% increase in
1	Mr. Sheikh Naseem	Chairman Cum Managing Director	21.02:1	-
2	Mrs. Shivani Sheikh <b>Non-Executive Director</b>	Whole-Time Director	20.97:1	-
3	Mr. Piyush Sharma	Director	-	-
4	Mr. Vekas Kumar Garg	Independent Director	-	-
5	Mr. Kuldeep Kumar Gupta	Independent Director	-	-
6	Mr. Vineet Gupta	Independent Director	-	-
7	Mr. Arpit Kumar Dotasra <b>Key Managerial Personnel (KMP)</b>	Independent Director	-	-
8	Mr. Sumit Singh	Chief Financial Officer	6.46:1	-
9	Ms. Jyoti Goyal	Company Secretary & Compliance Officer	2.18:1	-

(ii) The percentage increase in the median remuneration of employees in the financial year 2022-2023: 6.67%

(iii) The number of permanent employees on the rolls of company as on March 31st, 2023: 180

(iv) Average percentile increase already made in the salaries of employees other than the managerial personnel in the last financial year and its comparison with the percentile increase in the managerial remuneration and justification thereof and point out if there are any exceptional circumstances for increase in the managerial remuneration: 5% : 0

(v) The Company affirms that the remuneration is as per the remuneration policy of the company.

(vi) Names of the top 10 employees of the Company in terms of the remuneration withdrawn in the Financial Year 2022-2023:

S. No.	Name of the Employee	Designation	Remuneration in F.y. 2022-23
1	Shivani Sheikh	Whole-time Director	3910000
2	Sheikh Naseem	Chairman Cum Managing Director	3900000
3	Sumit Singh	Chief Financial Officer	1201143
4	Rajesh Sharma	General Manager	946473
5	Harvir Singh	Plant Head	661566
6	Rajeev Mathur	Manager-exim	640521
7	Uday Singh	Manager Production	631876
8	Devanand Maheshwari	Marketing Head	441232
9	Jyoti Goyal	Company Secretary & Compliance Officer	405606
10	Veena Raghav	Manager-account	374598

All the afore-mentioned employees are on the permanent rolls of the Company.

(vii) No. of employees employed throughout the year who was in receipt of remuneration for the year which, in the aggregate, was not less than 1 crore and 2 lakhs rupees: NIL

(viii) No. of employees was in receipt of remuneration for the year which, in the aggregate, was not less than 8.5 lakhs per month: NIL

(ix) No. of employees, who was employed throughout the financial year or part thereof, who was in receipt of remuneration in that year was in excess of that drawn by the managing director or whole-time director or manager and holds by himself or along with his spouse and dependent children, more than two percent of the equity shares of the company: NIL

For and on behalf of Board of the Directors  
M/s Shera Energy Limited

Sd/-

Place: Jaipur  
Date: August 25, 2023

Sheikh Naseem  
Chairman Cum Managing Director  
DIN: 02467366



# ANNEXURE-C

## Form AOC-1

Statement containing salient features of the financial statement of subsidiaries/associate companies/joint ventures (Pursuant to first proviso to sub-section (3) of section 129 read with rule 5 of Companies (Accounts) Rules, 2014)

(Amount in lakhs INR)

S.No.	1	2	3
Name of the subsidiary	Shera Infrapower Private Limited	Shera Metal Private Limited	Rajputana Industries Limited
Reporting currency and Exchange rate as on the last date of the relevant Financial year in the case of foreign subsidiaries.	-	-	-
Share capital	50.00	985.00	1533.00
Reserves & surplus	(5.30)	1269.78	1211.15
Total assets	923.94	9616.78	11,781.26
Total Liabilities	879.24	7362.00	9,037.11
Investments	-	-	-
Turnover	0	31910.10	25,466.50
Profit before taxation	(0.46)	281.69	418.98
Provision for taxation	-	78.78	109.31
Profit after taxation	(0.46)	202.91	309.67
Proposed Dividend	-	-	-
% of shareholding	100%	73.20%	69.47%

### Subsidiaries which are yet to commence operations

SN	Name of the subsidiary
	NIL

### Subsidiaries which have been liquidated or sold during the year

SN	Name of the subsidiary
	NIL

## Part “B”: Associates and Joint Ventures

Statement pursuant to Section 129 (3) of the Companies Act, 2013 related to Associate Companies and Joint Ventures

SN	Name of Associates / Joint Ventures
1.	Latest audited Balance Sheet Date
2.	Date on which the Associate or Joint Venture was associated or acquired
3.	Shares of Associate / Joint Ventures held by the company on the year end No. Amount of Investment in Associates/Joint Venture Extend of Holding %
4.	Description of how there is significant influence
5.	Reason why the associate/joint venture is not consolidated
6.	Net-worth attributable to Shareholding as per latest audited Balance Sheet
7.	Profit / Loss for the year i. Considered in Consolidation I. Not Considered in Consolidation

NOT APPLICABLE

**Associates or joint ventures which are yet to commence operations.**

SN	Name of Associates or Joint Ventures
	NIL

**Associates or joint ventures which have been liquidated or sold during the year.**

SN	Name of Associates or Joint Ventures
	NIL

For and on behalf of Board of the Directors  
M/s Shera Energy Limited

Place: Jaipur  
Date: August 25, 2023

**Sd/-**  
Sheikh Naseem  
Chairman Cum Managing Director  
DIN: 02467366

# ANNEXURE-D

FORM NO. MR-3

## Secretarial Audit Report

[Pursuant to Section 204(1) of the Companies Act, 2013 and Rule No.9 of the Companies (Appointment and Remuneration of Managerial Personnel) Rules, 2014] For the Financial year ended 31st March, 2023.

To,

The Members

**SHERA ENERGY LIMITED**

*(Previously known as Shera Energy Private Limited)*

CIN L31102RJ2009PLC030434

F-269(B), ROAD NO. 13

VKIAJAIPUR-302013, RAJASTHAN

We have conducted the secretarial audit of the compliance of applicable statutory provisions and the adherence to good corporate practices by SHERA ENERGY LIMITED (hereinafter called “the Company”) for the audit period from 1st April,2022 to 31st March,2023 (“the audit period”). Secretarial Audit was conducted in a manner that provided us a reasonable basis for evaluating the corporate conducts/statutory compliances and expressing our opinion thereon.

Based on our verification of the Company’s books, papers, minute books, forms and returns filed and other records maintained by the Company, to the extent the information provided by the Company, its officers, agents and authorized representatives during the conduct of secretarial audit, we hereby report that in our opinion, the Company has, during the audit period covering the financial year ended on 31st March, 2023, generally complied with the statutory provisions listed hereunder and also that the Company has proper Board processes and compliance mechanism in place to the extent, in the manner and subject to the reporting made hereinafter.

We have examined the books, papers, minute books, forms and returns filed and other records maintained by the Company for the financial year ended on 31st March 2023 according to the provisions of:

- (i) The Companies Act, 2013 (the Act) and the rules made thereunder;
- (ii) The Securities Contracts (Regulation) Act, 1956 (‘SCRA’) and the rules made thereunder;
- (iii) The Depositories Act, 1996 and the Regulations and Bye-laws framed thereunder;
- (iv) Foreign Exchange Management Act, 1999 and the rules and regulations made thereunder to the extent of Foreign Direct Investment, Overseas Direct Investment and External Commercial Borrowings;
- (v) The following Regulations and Guidelines prescribed under the Securities and Exchange Board of India Act, 1992 (‘SEBI Act’):-
  - (a) The Securities and Exchange Board of India (Substantial Acquisition of Shares and Takeovers) Regulations, 2011 (Not applicable to the Company during the Audit Period);
  - (b) The Securities and Exchange Board of India (Prohibition of Insider Trading) Regulations, 2015;
  - (c) The Securities and Exchange Board of India (Issue of Capital and Disclosure Requirements) Regulations, 2018;
  - (d) The Securities and Exchange Board of India (Share Based Employee Benefits and Sweat Equity) Regulations, 2021 (Not applicable to the Company during the Audit Period);
  - (e) The Securities and Exchange Board of India (Issue and Listing of Non-Convertible Securities) Regulations, 2021 (Not applicable to the Company during the Audit Period);
  - (f) The Securities and Exchange Board of India (Registrars to an Issue and Share Transfer Agents) Regulations, 1993 regarding the Companies Act and dealing with client;
  - (g) The Securities and Exchange Board of India (Delisting of Equity Shares) Regulations, 2021 (Not applicable to the Company during the Audit Period);



- (h) The Securities and Exchange Board of India (Buyback of Securities) Regulations, 2018 (Not applicable to the Company during the Audit Period); and
- (i) The Securities and Exchange Board of India (Listing Obligations and Disclosure Requirements) Regulations, 2015

We have relied on the representation made by the Company and its Officers for systems and mechanism formed by the Company for compliances under following other laws applicable to the Company.:-

1. The Factories Act, 1948;
2. The Payment of Wages Act, 1936;
3. The Minimum Wages Act, 1948;
4. The Child Labour (Prohibition and Regulation) Act, 1986 ;
5. The Payment of Gratuity Act, 1972;
6. The Employees' Provident Funds Scheme, 1952;
7. Income Tax Act, 1961;
8. Foreign Trade (Development and Regulation) Act, 1951;
9. Prevention of Money Laundering Act, 2002;
10. The Competition Act, 2002; and other applicable acts and rules

**We have also examined compliance with the applicable clauses of:**

- (i) Secretarial Standards issued by The Institute of Company Secretaries of India with respect to Board Meeting and General Meeting (SS-1 and SS-2).
- (ii) The Listing Agreement entered into by the Company with National Stock Exchange of India Ltd.;

**During the period under review the Company has generally complied with the provisions of the Act, Rules, Regulations, Guidelines, Standards, etc. mentioned above, except to the extent as mentioned below:**

1. According to Foreign Exchange Management (Transfer or Issue of Security by a Person Resident Outside India) Regulation, 2017, the company has to file a FC-GPR return as an allotment was made to a NRI in private placement dated January 21st, 2023, within a period of 30 days from the date of receipt of amount, but company fails to file the same.

Further, the Company has also maintained Structured Digital Database ("SDD") in compliance with Regulation 3(5) and 3(6) of the Securities and Exchange Board of India (Prohibition of Insider Trading) Regulations, 2015.

**We further report that:**

The Board of Directors of the Company is duly constituted with proper balance of Executive Directors and Non-Executive Directors. The changes in the composition of the Board of Directors that took place during the period under review were carried out in compliance with the provisions of the Act.

Adequate notice is given to all directors to schedule the Board Meetings, except where consent of the directors was received for scheduling meeting at a shorter notice, agenda and detailed notes on agenda were sent at least seven days in advance. A system exists for seeking and obtaining further information and clarifications on the agenda items before the meeting and for meaningful participation at the meeting.

Decisions at the Board Meetings were taken unanimously.

**We further report** that there are adequate systems and processes in the Company commensurate with the size and operations of the Company to monitor and ensure compliance with applicable laws, rules, regulations and guidelines.

We further report that Company has filed necessary Returns, documents required to be filed under the applicable laws.

**We further report** that during the audit period the Company had following events which had bearing on the Company's affairs in pursuance of the above referred laws, rules, regulations, guidelines, standards etc.

- a. Private Placement/ Preferential Allotment of 18,00,000 Equity Shares of 10 each at an Issue Price of 56.
- b. Alteration in Article of Association and Memorandum of Association in Extra-ordinary General Meeting held on November 09, 2022 for adopted a new set of Articles of Association and Memorandum of Association to incorporate that the name of the company altered from "SHERA ENERGY PRIVATE LIMITED" to "SHERA ENERGY LIMITED" due to conversion of company from private to company.
- c. Alteration in Memorandum of Association in Extra-ordinary General Meeting held on October 28, 2022 to incorporate the authorised share capital of the company increased from Rs. 23,50,00,000/- (Rupees Twenty Three Crores Fifty Lakhs only) to Rs. 25,50,00,000/- (Rupees Twenty Five Crores Fifty Lakhs only).
- d. Members consent obtained for Initial Public Offering of 61,76,000 equity shares, aggregating Rs. 3,520.32 Lakhs, comprising a Fresh issue of 10,48,000 Equity Shares aggregating to Rs. 597.36 Lakhs and an OFS by certain existing shareholders of 51,28,00 Equity Shares aggregating up to 2922.96 Lakhs of equity shares of Rs.10/- each, in the Extra-ordinary General Meeting held on October 28, 2022.

The Company received listing and trading approvals from National Stock Exchange of India Ltd (NSE) on February 16, 2023 and the equity shares were listed on NSE Emerge on February 17, 2023.

Place: Jaipur  
Date: August 08,2023

For S.K. Joshi & Associates  
Company Secretaries  
ICSI unique code: P2008RJ064900

(Sanjay Kumar Joshi)  
Partner  
FCS 6745: CP No. 7342  
UDIN: F006745E000781741  
Peer Review Certificate No. 1659/2022

"This report is to be read in conjunction with our letter of even date which is marked as 'Annexure A' and forms an integral part of this report."

## ‘Annexure A’

To,

The Members

**SHERA ENERGY LIMITED**

*(Previously known as Shera Energy Private Limited)*

CIN L31102RJ2009PLC030434

F-269(B), ROAD NO. 13

VKIA JAIPUR-302013, RAJASTHAN

Our report of even date is to be read along with this letter.

- (1) Maintenance of Secretarial record is the responsibility of the Management of the Company. Our responsibility is to express an opinion on these Secretarial Records based on our examination.
- (2) We have followed the audit practices and processes as were appropriate to obtain reasonable assurance about the correctness of the contents of the Secretarial records. The verification was done on test basis to ensure that correct facts are reflected in the Secretarial records. We believe that the processes and practices, we followed provide a reasonable basis for our opinion.
- (3) We have not verified the correctness and appropriateness of financial records and Books of Accounts of the Company.
- (4) Where ever required, we have obtained the Management representation about the compliance of Laws, Rules and Regulations and happening of events etc.
- (5) The compliance of the provisions of Corporate and other applicable Laws, Rules, Regulations, Standards is the responsibility of the Management. Our examination was limited to the verification of procedures on test basis.
- (6) The Secretarial Audit report is neither an assurances to the future viability of the Company nor the efficiency or effectiveness with which the Management has conducted the affairs of the Company.

Place: Jaipur

Date: August 08,2023

For S.K. Joshi & Associates

Company Secretaries

ICSI unique code: P2008RJ064900

(Sanjay Kumar Joshi)

Partner

FCS 6745; CP No. 7342

UDIN: F006745E000781741

Peer Review Certificate No. 1659/2022

# ANNEXURE-E

Form No. AOC-2

(Pursuant to clause (h) of sub-section (3) of section 134 of the Act and Rule 8(2) of the Companies (Accounts) Rules, 2014)

Disclosure of particulars of contracts/arrangements entered into by the company with related parties referred to in sub-section (1) of section 188 of the Companies Act, 2013 including certain arms length transactions under third proviso thereto

## 1. Details of contracts or arrangements or transactions not at arm's length basis: NIL

S. No.	Name(s) of the related party and nature of relationship	Nature of contracts /arrangements/tranactions	Duration of the contracts / arrangements / transactions	Salient terms of the contracts or arrangements or transactions including the value, if any	Justification for entering into such contracts or arrangements or transactions	Date(s) of approval by the Board	Amount paid as advances , if any	Date on which the special resolution was passed in general meeting as required under first proviso to Section 188
NA								

(Amount in lakhs INR)

## 2. Details of material contracts or arrangement or transactions at arm's length basis

S. No.	Name(s) of the related party and nature of relationship	Nature of contracts /arrangements/tranactions	Duration of the contracts / arrangements / transactions	Salient terms of the contracts or arrangements or transactions including the value, if any	Date(s) of approval by the Board	Amount paid as advances , if any
1	Shera Metal Private Limited (Subsidiary Company)	Sale of Goods and Services	FY 2022-23	Arm's Length Price 815.17	09.05.2022	-
2	Rajputana Industries Limited	Sale of Goods and Services	FY 2022-23	Arm's Length Price 7,540.64	09.05.2022	-
3	Shera Metal Private Limited (Subsidiary Company)	Sale of Plant and Machinery	FY 2022-23	Arm's Length Price 0.69	09.05.2022	-
4	Rajputana Industries Ltd. (Subsidiary Company)	Sale of Goods and Services	FY 2022-23	Arm's Length Price 11.95	09.05.2022	-
5	Shera Metal Private Limited (Subsidiary Company)	Purchase of Goods and Services	FY 2022-23 Length	Arm's Length Price 5,449.43	09.05.2022	-



S. No.	Name(s) of the related party and nature of relationship	Nature of contracts /arrangements/transactions	Duration of the contracts / arrangements / transactions	Salient terms of the contracts or arrangements or transactions including the value, if any		Date(s) of approval by the Board	Amount paid as advances , if any
6	Rajputana Industries Ltd. (Subsidiary Company)	Purchase of Goods and Services	FY 2022-23	Arm's Length Price	6,616.32	09.05.2022	-
7	Sheikh Naseem (Key Managerial Personnel)	Remuneration Paid	FY 2022-23	Arm's Length Price	39.00	09.05.2022	-
8	Shivani Sheikh (Key Managerial Personnel)	Remuneration Paid	FY 2022-23	Arm's Length Price	39.00	09.05.2022	-
9	Rajputana Industries Ltd. (Subsidiary Company)	Other Operative Expenses	FY 2022-23	Arm's Length Price	1.06	09.05.2022	-
10	Shera Metal Private Limited (Subsidiary Company)	Job work Expenses	FY 2022-23	Arm's Length Price	49.97	09.05.2022	-
11	Rajputana Industries Ltd. (Subsidiary Company)	Job work Expenses	FY 2022-23	Arm's Length Price	365.98	09.05.2022	-
12	Shera Metal Private Limited (Subsidiary Company)	Other Operative Revenues (J/w Received)	FY 2022-23	Arm's Length Price	8.86	09.05.2022	-
13	Rajputana Industries Ltd. (Subsidiary Company)	Other Operative Revenues (J/w Received)	FY 2022-23	Arm's Length Price	0.08	09.05.2022	-
14	Shera Metal Private Limited (Subsidiary Company)	Other Operative Revenues (Transport)	FY 2022-23	Arm's Length Price	0.67	09.05.2022	-
15	Rajputana Industries Ltd. (Subsidiary Company)	Other Operative Revenues (Transport)	FY 2022-23	Arm's Length Price	0.56	09.05.2022	-

S. No.	Name(s) of the related party and nature of relationship	Nature of contracts /arrangements/trans actions	Duration of the contracts / arrangements / transactions	Salient terms of the contracts or arrangements or transactions including the value, if any		Date(s) of approval by the Board	Amount paid as advances , if any
16	Shera Metals & Engineer (Proprietary Firm of KMP)	Rent	FY 2022-23	Arm's Length Price	43.20	09.05.2022	-
17	Shera Metals & Engineer (Proprietary Firm of KMP)	Other Operative Expenses (Trademark/royalty)	FY 2022-23	Arm's Length Price	7.39	09.05.2022	-

For and on behalf of Board of the Directors  
M/s Shera Energy Limited

Sd/-

Sheikh Naseem  
Chairman Cum Managing Director  
DIN: 02467366

Place: Jaipur  
Date: August 25,2023

# Annexure-F

## Certificate of Non-Disqualification of Directors

[Pursuant to Regulation 34(3) and Schedule V Para C Sub clause (10)(i) of SEBI (Listing Obligations and Disclosure Requirements) Regulations, 2015]

We have examined the relevant registers, records, forms, returns and disclosures received from the Directors of Shera Energy Limited having CIN: L31102RJ2009PLC030434 (hereinafter referred to as the “Company”) produced before us by the Company for the purpose of issuing this Certificate, in accordance with Regulation 34 (3) read with Schedule V Para-C Sub clause 10(i) of the Securities Exchange Board of India (Listing Obligations and Disclosure Requirements) Regulations, 2015.

In our opinion and to the best of our information and according to the verifications (including Directors Identification Number (DIN) status at the portal www.mca.gov.in) as considered necessary and explanations furnished to us by the Company & its officers, we hereby certify that none of the Directors on the Board of the Company as stated below for the Financial Year ending on March 31, 2023 have been debarred or disqualified from being appointed or continuing as Directors of Companies by the Securities and Exchange Board of India, Ministry of Corporate Affairs, or any such other Statutory Authority.

Sr. No.	Board of Directors	DIN	Date of Appointment
1	Sheikh Naseem	02467366	08/12/2009
2	Shivani Sheikh	02467557	08/12/2009
3	Vineet Gupta	01393690	29/06/2022
4	Kuldeep Kumar Gupta	01591373	29/06/2022
5	Piyush Sharma	03620959	28/11/2013
6	Vekas Kumar Garg	06404342	29/06/2022
7	Arpit Kumar Dotasra	09580712	29/06/2022

Ensuring the eligibility of / for the appointment / continuity of every Director on the Board is the responsibility of the management of the Company. Our responsibility is to express an opinion on these based on our verification. This certificate is neither an assurance as to the future viability of the Company nor of the efficiency or effectiveness with which the management has conducted the affairs of the Company.

Place: Jaipur  
Date: August 08, 2023

For S.K. Joshi & Associates  
Company Secretaries  
ICSI unique code: P2008RJ064900

(Sanjay Kumar Joshi)  
Partner  
FCS 6745; CP No. 7342  
UDIN: F006745E000781741  
Peer Review Certificate No. 1659/2022

## *Overview*

The Management Discussion and Analysis Report has been prepared in accordance with the provisions of Regulation 34(2)(e) of Listing Regulations, read with Schedule V(B) thereto, with a view to provide an analysis of the business and Financial Statements of the Company for FY2022-23 and should be read in conjunction with the Company's financial statements, the schedules and notes thereto and other information included elsewhere in the Integrated Report. The objective of this report is to convey the Management's perspective on the external environment and our industry, as well as strategy, operating and financial performance, material developments in human resources and industrial relations, risks and opportunities in the Company during the FY2022-23. The Company's financial statements have been prepared in accordance with Indian Accounting Standards ('Ind AS') complying with the requirements of the Companies Act, 2013, as amended and regulations issued by the Securities and Exchange Board of India ('SEBI') from time to time.

## *Global Economy Overview :*

The global economy in the year 2022-23 exhibited a mixed landscape influenced by various factors. While facing challenges like supply chain disruptions and inflationary pressures, the economy managed to show resilience and adaptability. The world GDP reached approximately \$88.1 trillion, showcasing a growth rate of around 3.7%. The International Monetary Fund (IMF) projected a global economic growth of around 5.9% during this period, signifying a moderate recovery from the pandemic's impact.

Trade volumes rebounded, with world merchandise trade witnessing a growth of approximately 9.7% in 2022, compared to a decline of 5.3% in the previous year. Major economies like the United States and China played pivotal roles in driving this recovery. However, inflation emerged as a notable concern, with global inflation rates averaging around 3.7%, driven by rising energy and commodity prices. Central banks worldwide adopted cautious monetary policies to address inflationary pressures while supporting economic growth.

In conclusion, the global economy in 2022-23 demonstrated a mixed outlook with signs of recovery but also challenges. Amidst these dynamics, economic growth, trade rebound, inflation management, and technological evolution stood out as key themes shaping the global economic landscape.

## *Outlook*

From our perspective, the global economy in 2022-23 displays promising signs of recovery. It seems that important industries are getting better, especially because of smart investments in clean energy and new technology. We anticipate growth of around 6%, because people are buying more things and trading with each other more..

While inflation remains a concern, our proactive measures aim to mitigate its impact. Our commitment to sustainability aligns with the evolving economic landscape, positioning us at the forefront of responsible growth. In this transformative period, we envision continued collaboration, leveraging our expertise to contribute positively to the global economic recovery.

## *Indian Economy Overview*

The Indian economy in 2022-23 showcased a mixed picture influenced by various factors. Despite challenges like the COVID-19 pandemic's aftermath, the economy displayed resilience and recovery. The Gross Domestic Product (GDP) is projected to grow by approximately 7.5%, indicating a positive sign.



Key sectors like agriculture, manufacturing, and services exhibited growth, contributing to economic revival. Foreign direct investment (FDI) inflows reached a remarkable \$81.72 billion, reflecting global confidence in India's potential.

However, inflationary pressures persisted, with average consumer price inflation at around 4.9%, driven by fuel and food costs. Steps were taken to manage inflation through monetary policies.

### **Industry Overview**

The non-ferrous metal industry occupies a pivotal role in the global economy, characterized by its diverse array of metals, including copper, aluminum, zinc, lead, and nickel, among others. With a compound annual growth rate (CAGR) of approximately 4.6% from 2016 to 2021, the industry has showcased robust expansion, driven by a surging demand for these metals across various sectors.

Copper, a cornerstone of the non-ferrous sector, is projected to reach a market value of \$221.6 billion by 2026, driven by its indispensable role in electrical infrastructure, construction, and transportation. Additionally, the aluminum sector has witnessed a meteoric rise, with global production exceeding 65 million metric tons in 2020. This growth is spurred by the automotive and aerospace industries' increasing reliance on lightweight materials to improve fuel efficiency.

The metal industry is getting busier because more people want metals for batteries, especially for electric cars. These batteries need special metals like lithium and cobalt. As more electric cars are used, we will make three times more of these batteries by 2025. That's a lot - like having 800 big power plants all working together!

The metal industry is also reusing metals like aluminum and copper - about 75% for aluminum and 35% for copper. This shows that the industry really wants to help the planet by making less waste.

In conclusion, the non-ferrous metal industry is experiencing an era of remarkable growth, shaped by its pivotal role in technological advancements, infrastructure development, and sustainability initiatives.

With its expanding market value and enduring relevance, the sector stands poised to shape economies and industries worldwide for years to come.

### **Our Business: (Optional)**

Based in Jaipur, Shera Energy Limited is a respected leader in making and supplying winding wires, tubes,

billets, and busbars. We create these products from copper, aluminium, and brass, known for their top-notch quality. Our expertise has earned us a strong reputation in the industry.

We take pride in our ability to customize solutions. We offer products in various shapes and sizes to match the unique needs of our valued customers. With a focus on innovation and keeping our customers happy, Shera Energy Limited has become a preferred choice.

As we move forward, we remain committed to our values of honesty, accuracy, and dependability. Our dedicated team, along with advanced manufacturing techniques, ensures that every product we make represents quality and excellence.

### **Business overview**

Over the years, our company has forged a path of consistent growth and remarkable progress. In the fiscal year 2021-22, our resolute commitment to excellence led to revenue from operations reaching an impressive Rs. 52,382.19 lacs. However, Our path has been all about moving forward, as evidenced by the remarkable surge in revenue, soaring to Rs. 69,639.29 lacs in the subsequent fiscal year 2022-23, marking a remarkable 33% increase.

Our strong financial success is matched by a big increase in our profit after taxes, showing how well we manage our work. Our profit after taxes went up a lot, by a huge 37.61% during this time. This shows that we're really focused on making sure we keep making good profits.

### **Company's Operations**

A big part of why we've done well is because we're really good at making many different things. The company's manufacturing portfolio encompasses an exhaustive range of nonferrous metal products. This broad spectrum of offerings has not only catered to varied industries but has also played a pivotal role in driving our upward path.

Our operational efficacy is further underscored by our focused working capital management. In the fiscal year 2021-22, our working capital stood at Rs. 39.84 crore, a figure poised to escalate to a robust Rs. 85 crore.

Moreover, our resolute dedication to process optimization is evident through the reduction of our process cycle from 53 days to an impressive 48 days in the ongoing financial year. Our goal is to streamline inventory and processing time, aspiring to reduce the process cycle to less than 45 days, epitomizing our commitment to efficiency.

In sum, our journey is a testament to resilience, innovation, and an unwavering commitment to progress. The numerical data weaved into our narrative paints a picture of consistent growth, with each year marking another stride forward on our path of prosperity.

### **Outlook**

Looking ahead, our company's future shines bright with promising prospects. Our steady growth track, as demonstrated by a remarkable 33% surge in revenue, sets the stage for continued success. We're ready to take advantage of the growing demand in the market. We expect our business to grow by about 6%. We always want to come up with new ideas and use new technology. And we're also dedicated to being eco-friendly and doing things that help the environment. Moreover, our strong balance sheet and efficient operational strategies provide the foundation for future expansion. As we continue to navigate changing landscapes, our focus on quality and customer satisfaction, underscored by our exceptional track record, positions us to embrace emerging opportunities and steer our company towards sustained growth and industry leadership.

### **Human Resource Management**

Human Resource Management (HRM) in our company is full of promise and positive change. As we move forward, HRM will play a pivotal role in shaping our organizational culture, fostering employee engagement, and driving performance. We plan to help our team get better at their jobs by teaching them new skills and training. This will make sure our employees can handle any changes that happen in our business.

Our commitment to employee well-being and work-life balance will remain unwavering, fostering a positive and supportive workplace that attracts and retains top talent. By aligning HRM strategies with our company's overall goals, we are focused to create a future where our employees thrive, our organization flourishes, and innovation flourishes at every step.

### **Strength & Opportunity**

Our company is well-positioned to seize various opportunities and leverage its strengths for continued success. With a growing demand for non-ferrous metal products, we have a chance to expand our market reach and increase our revenue. Our diverse range of products, including winding wires, tubes, billets, and busbars made from copper, aluminum, and brass, gives us a competitive edge.

Moreover, our strong manufacturing capabilities, exemplified by our state-of-the-art processes like the Extrusion 2200 tm press, enable us to produce high-quality products efficiently. Our commitment to sustainability and recycling aligns with the increasing environmental consciousness, setting us apart as responsible industry players. Overall, our company's opportunities and strengths form a robust foundation for sustained growth and industry leadership.

### **Risks & Threats**

While our company enjoys numerous opportunities and strengths, it's essential to be mindful of potential risks and threats that could impact our progress. One significant concern is the fluctuating prices of raw materials, such as copper, aluminum, and brass, which can affect our production costs and profitability. Global economic uncertainties and market volatility also pose challenges, potentially impacting demand for our products.

Supply chain disruptions, including transportation and logistics issues, could hinder our operations and delivery timelines. Moreover, increased competition in the non-ferrous metal industry may require us to continually innovate and differentiate ourselves to maintain our market position. Environmental regulations and sustainability expectations could also impact our processes and practices, necessitating ongoing investments and adaptations. Geopolitical factors and trade restrictions could affect our international business operations and market access.

However, by proactively identifying and mitigating these risks, and leveraging our strengths, we can navigate challenges and position our company for resilience and sustainable growth in the face of potential threats.

### **Conclusion**

In conclusion, the journey detailed within this report reflects our team's dedication, resilience, and strategic vision. As we forge ahead, delighted by opportunities and fortified against challenges, we remain dedicated in our pursuit of industry leadership and continued success. We extend our heartfelt appreciation to our dedicated workforce, valued stakeholders, and partners for their integral role in our achievements. Together, we stand assured to embrace the future with confidence and enthusiasm, ready to chart new milestones and elevate our company to greater heights.

## Independent Auditor's Report

To

***The Members of  
Shera Energy Limited  
(Formally Known as Shera Energy Private Limited)  
Jaipur, Rajasthan - 302013***

Report on the Consolidated IndAS Financial Statements

### ***Opinion***

We have audited accompanying the Consolidated IndAS financial statements of Shera Energy Limited (Formally Known as Shera Energy Private Limited) (“hereinafter referred to as the ‘Holding Company’”) and its subsidiaries (Holding Company and its subsidiaries together referred to as “the Group”) which comprise the consolidated balance sheet as at 31st March 2023, and the consolidated statement of profit and loss (including other comprehensive income), consolidated statement of changes in equity and consolidated statement of cash flows for the period ended, and notes to the consolidated Ind AS financial statements, including a summary of significant accounting policies and other explanatory information (hereinafter referred to as “the consolidated IndAS financial statements”).

In our opinion and to the best of our information and according to the explanations given to us, the aforesaid Consolidated Ind AS financial statements give the information required by the Companies Act, 2013, as amended (‘the act’) in the manner so required and give a true and fair view in conformity with the accounting principles generally accepted in India, of the state of affairs of the Company as at March 31, 2023, its Consolidated profit or loss including other comprehensive income, its consolidated cash flows and the consolidated changes in equity for the period ended.

### ***Basis for Opinion***

We conducted our audit in accordance with the Standards on Auditing (SAs) specified under section 143(10) of the Companies Act, 2013. Our responsibilities under those Standards are further described in the Auditor’s Responsibilities for the Audit of the Consolidated Ind AS Financial Statements’ section of our report. We are independent of the Company in accordance with the ‘Code of Ethics’ issued by the Institute of Chartered Accountants of India together with the ethical requirements that are relevant to our audit of the Ind AS financial statements under the provisions of the Companies Act, 2013 and the Rules thereunder, and we have fulfilled our other ethical responsibilities in accordance with these requirements and the Code of Ethics.

We believe that the audit evidence we have obtained is sufficient and appropriate to provide a basis for our audit opinion on Consolidated IndAS financial statement.

### ***Key Audit Matters***

Key audit matters are those matters that, in our professional judgment, were of most significance in our audit of the Consolidated IndAS financial statements of the current period. These matters were addressed in the context of our audit of the Consolidated IndAS financial statements as a whole, and in forming our opinion thereon, and we do not provide a separate opinion on these matters.

### ***Information other than the financial statements and the auditor's report thereon.***

The Holding Company's Board of Directors is responsible for the preparation of the other information. The other information comprises the information included in the Management Discussion and Analysis, Board's Report including Annexures to Board's Report, Business Responsibility Report, Corporate Governance and Shareholder's Information, but does not include the Consolidated Ind AS financial statements and our auditor's report thereon.

Our opinion on the consolidated financial statements does not cover the other information and we do not express any form of assurance conclusion thereon.

In connection with our audit of the Consolidated Ind AS financial statements, our responsibility is to read the other information and, in doing so, consider whether such other information is materially inconsistent with the financial statements or our knowledge obtained during the course of our audit or otherwise appears to be materially misstated.

If, based on the work we have performed, we conclude that there is a material misstatement of this other information, we are required to report that fact. We have nothing to report in this regard.

### ***Responsibility of Management and those charged with governance for Consolidated Ind AS Financial Statements***

The Holding Company's Board of Directors is responsible for the matters stated in section 134(5) of the Companies Act, 2013 ("the Act") with respect to the preparation of these Consolidated Ind AS financial statements that give a true and fair view of the financial position, financial performance including consolidated other comprehensive income, consolidated cash flows and consolidated changes in equity of the Company in accordance with the accounting principles generally accepted in India, including the Indian accounting Standards (Ind AS) specified under section 133 of the Act. This responsibility also includes maintenance of adequate accounting records in accordance with the provisions of the Act for safeguarding of the assets of the Company and for preventing and detecting frauds and other irregularities; selection and application of appropriate accounting policies; making judgments and estimates that are reasonable and prudent; and design, implementation and maintenance of adequate internal financial controls, that were

operating effectively for ensuring the accuracy and completeness of the accounting records, relevant to the preparation and presentation of the Consolidated Ind AS financial statement that give a true and fair view and are free from material misstatement, whether due to fraud or error.

In preparing the Consolidated Ind AS financial statements, Management is responsible for assessing the Company's ability to continue as a going concern, disclosing, as applicable, matters related to going concern and using the going concern basis of accounting unless the Management either intends to liquidate the Company or to cease operations, or has no realistic alternative but to do so.

The respective Board of Directors of the companies included in the Group is responsible for overseeing the financial reporting process of each company.

### ***Auditor's Responsibilities for the Audit of the Consolidated Ind AS Financial Statements***

Our objectives are to obtain reasonable assurance about whether the Consolidated Ind AS financial statements as a whole are free from material misstatement, whether due to fraud or error, and to issue an auditor's report that includes our opinion. Reasonable assurance is a high level of assurance, but is not a guarantee that an audit conducted in accordance with SAs will always detect a material misstatement when it exists. Misstatements can arise from fraud or error and are considered material if, individually or in the aggregate, they could reasonably be expected to influence the economic decisions of users taken on the basis of these Consolidated Ind AS financial statements.

As part of an audit in accordance with SAs, we exercise professional judgment and maintain professional skepticism throughout the audit. We also:

- Identify and assess the risks of material misstatement of the standalone Ind AS financial statements, whether due to fraud or error, design and perform audit procedures responsive to those risks, and obtain audit evidence that is sufficient and appropriate to provide a basis for our The risk of not detecting a material misstatement resulting from fraud is higher than for one resulting from error, as fraud may involve collusion, forgery, intentional omissions, misrepresentations, or the override of internal control.



- Obtain an understanding of internal control relevant to the audit in order to design audit procedures that are appropriate in the circumstances. Under section 143(3)(I) of the Companies Act, 2013, we are also responsible for expressing our opinion on whether the company has adequate internal financial controls system in place and the operating effectiveness of such controls.
- Evaluate the appropriateness of accounting policies used and the reasonableness of accounting estimates and related disclosures made by management.
- Conclude on the appropriateness of management's use of the going concern basis of accounting and, based on the audit evidence obtained, whether a material uncertainty exists related to events or conditions that may cast significant doubt on the Company's ability to continue as a going concern. If we conclude that a material uncertainty exists, we are required to draw attention in our auditor's report to the related disclosures in the financial statements or, if such disclosures are inadequate, to modify our opinion. Our conclusions are based on the audit evidence obtained up to the date of our auditor's report. However, future events or conditions may cause the Company to cease to continue as a going concern.
- Evaluate the overall presentation, structure and content of the financial statements, including the disclosures, and whether the Consolidated Ind AS financial statements represent the underlying transactions and events in a manner that achieves fair presentation.

Obtain sufficient appropriate audit evidence regarding the financial information of the entities or business activities within the Group and its associates and jointly controlled entities to express an opinion on the consolidated financial statements. We are responsible for the direction, supervision and performance of the audit of the financial statements of such entities included in the consolidated financial statements of which we are the independent auditors.

We communicate with those charged with governance regarding, among other matters, the planned scope and timing of the audit and significant audit findings, including any significant deficiencies in internal control that we identify during our audit.

We also provide those charged with governance with a statement that we have complied with relevant ethical requirements regarding independence, and to communicate with them all relationships and other matters that may reasonably be thought to bear on our independence, and where applicable, related safeguards..

From the matters communicated with those charged with governance, we determine those matters that were of most significance in the audit of the Consolidated Ind AS financial statements for the period ended 31st March 2023 and are therefore the key audit matters. We describe these matters in our auditors' report unless law or regulation precludes public disclosure about the matter or when, in extremely rare circumstances, we determine that a matter should not be communicated in our report because the adverse consequences of doing so would reasonably be expected to outweigh the public interest benefits of such communication.

### *Other Matters*

We did audit the financial statements / financial information of 3 subsidiaries, whose Ind As financial statements / financial information reflect total assets of Rs. 22,321.96 lakhs as at March 31, 2023, revenue from operation of Rs.57, 376. 59 lakhs and net cash flows amounting to Rs. 55.08 lakhs for the period ended on March 31, 2023, as considered in the consolidated financial statements. This financial statements / financial information have been audited us whose financial have been furnished to us by the Management.

Our opinion on the consolidated financial statements, and our report on Other Legal and Regulatory Requirements below, is not modified in respect of the above matters with respect to the financial statements / financial information certified by the Management.

### *Report on other Legal and Regulatory Requirements*

1. As required by the Companies (Auditor's Report) Order, 2020 ("the Order"), issued by the Central Government of India in terms of sub-section (11) of section 143 of the Companies Act, 2013, we give in the 'Annexure A' a statement on the matters specified in paragraphs 3 and 4 of the Order, to the extent applicable.

As required by Section 143(3) of the Act, we report that:

- a. We have sought and obtained all the information and explanations which to the best of our knowledge and belief were necessary for the purposes of our audit;
- b. In our opinion, proper books of account as required by law have been kept by the Company so far as it appears from our examination of those books;
- c. The Consolidated Balance Sheet and Profit and Loss including the statement of Consolidated Other Comprehensive income, and the Consolidated Cash Flow Statement and Consolidated Statement of Changes in Equity dealt with by this Report are in agreement with the books of account;
- d. In our opinion, the aforesaid Consolidated Ind AS financial statements comply with the Indian Accounting Standards specified under Section 133 of the Act, read with Companies (Indian Accounting standard) Rules, 2022;
- e. On the basis of the written representations received from the directors as on 31st March , 2023 taken on record by the Board of Directors of holding companies and its Subsidiaries, none of the directors is disqualified as on 31st March , 2023 from being appointed as a director in terms of Section 164 (2) of the Act;
- f. With respect to the adequacy of the internal financial controls over financial reporting of the Company with reference to these Consolidated Ind AS financial statements and the operating effectiveness of such controls, refer to our separate Report in “Annexure B” to this report;
- g. With respect to the other matters to be included in the Auditor’s Report in accordance with Rule 11 of the Companies (Audit and Auditors) Rules, 2014, in our opinion and to the best of our information and according to the explanations given to us:
- i. The Company has not any pending litigation which should require to disclose on its financial position.

- ii. The Company did not have any long-term contracts including derivative contracts for which there were any material foreseeable losses.
- iii. There were no amounts which were required to be transferred to the Investor Education and Protection Fund by the Company.
- iv.
  - (a) The management has represented that, to the best of its knowledge and belief, as disclosed in to the accounts, no funds have been advanced or loaned or invested (either from borrowed funds or share premium or any other sources or kind of funds) by the holding Company and its Subsidiaries to or in any other persons or entities, including foreign entities (“Intermediaries”), with the understanding, whether recorded in writing or otherwise, that the Intermediary shall:
    - directly or indirectly lend or invest in other persons or entities identified in any manner whatsoever (“Ultimate Beneficiaries”) by or on behalf of the Company or
    - Provide any guarantee, security or the like to or on behalf of the Ultimate Beneficiaries.
  - (b) The management has represented, that, to the best of its knowledge and belief, as disclosed in the accounts, no funds have been received by the holding Company and its subsidiaries from any persons or entities, including foreign entities (“Funding Parties”), with the understanding, whether recorded in writing or otherwise, that the Company shall:
    - directly or indirectly, lend or invest in other persons or entities identified in any manner whatsoever (“Ultimate Beneficiaries”) by or on behalf of the Funding Party or
    - Provide any guarantee, security or the like from or on behalf of the Ultimate Beneficiaries.
  - (c) Based on such audit procedures as considered reasonable and appropriate in the circumstances, nothing has come to our notice that has caused us to believe that the representations under sub-

clause (d) (i) and (d) (ii) contain any material misstatement.

v. The holding company and its Subsidiaries has no dividend declared or paid during year ended 31stst March , 2023 by the holding company and its subsidiaries hence is in compliance with section 123 of the Act is not arise.

vi. With respect to the matter to be included in the Auditor's Report under Section 197(16) of the Act:

In our opinion and according to the information and explanations given to us, the remuneration paid by the holding Company and its subsidiaries to its directors during the current year is in accordance with the provisions of Section 197 of the Act. The remuneration paid to any director is not in excess of the limit laid down under Section 197 of the Act. The Ministry of Corporate Affairs has not prescribed other details under Section 197(16) of the Act which are required to be commented upon by us.

**For Keyur Shah & Co.**  
Chartered Accountants  
FRN.: 141173W

**Sd/-**  
**Keyur Shah**  
Proprietor  
Membership No.: 153774  
UDIN : 23153774BGWLUZ5500

Date : 22/05/2023  
Place: Ahmedabad

**With reference to the “Annexure A” referred to in the Independent Auditors’ Report to the members of the Holding Company, Subsidiary companies in incorporated in india on Consolidated Financial Statements for the half year ended March 31st, 2023, We report the Following:**

According to the information and explanations given to us, companies incorporated in India and included in the Consolidated Financial Statements, there

have been no unfavorable or qualified or adverse remarks included in their reports under Companies (Auditor's Report) Order, 2020 (“CARO”), which have been reproduced as per the requirements of the Guidance Note on CARO 2020, issued by Institute of Chartered Accountants of India.

**“Annexure B” to the Independent Auditor’s Report of even date on the Consolidated Ind AS Financial Statements Of Shera Energy Limited**

**Report on the Internal Financial Controls under Clause (i) of Sub-section 3 of Section 143 of the Companies Act, 2013 (“the Act”)**

We have audited the internal financial controls over financial reporting of Shera Energy Limited (“the Company”) as of March 31st, 2023 in conjunction with our audit of the Consolidated Ind AS financial statements of the Company for the period ended on that date.

**Management’s Responsibility for Internal Financial Controls**

The Company’s Management is responsible for establishing and maintaining internal financial controls based on the internal control over financial reporting criteria established by the Company considering the essential components of internal control stated in the Guidance Note on Audit of Internal Financial Controls over Financial Reporting issued by the Institute of Chartered Accountants of India. These responsibilities include the design, implementation and maintenance of adequate internal financial controls that were operating effectively for ensuring the orderly and efficient conduct of its business, including adherence to respective company’s policies, the safeguarding of its assets, the prevention and detection of frauds and errors, the accuracy and completeness of the accounting records, and the timely preparation of reliable financial information, as required under the Companies Act, 2013.

## **Auditor's Responsibility**

Our responsibility is to express an opinion on the company's internal financial controls over financial reporting with reference to these Consolidated Ind AS financial statement based on our audit. We conducted our audit in accordance with the Guidance Note on Audit of Internal Financial Controls Over Financial Reporting (the "Guidance Note") issued by the Institute of Chartered Accountants of India and the Standards on Auditing prescribed under Section 143(10) of the Companies Act, 2013, to the extent applicable to an audit of internal financial controls. Those Standards and the Guidance Note require that we comply with ethical requirements and plan and perform the audit to obtain reasonable assurance about whether adequate internal financial controls over financial reporting with reference to these Consolidated Ind AS financial statement was established and maintained and if such controls operated effectively in all material respects.

Our audit involves performing procedures to obtain audit evidence about the adequacy of the internal financial controls system over financial reporting with reference to these Consolidated Ind AS financial statements and their operating effectiveness. Our audit of internal financial controls over financial reporting included obtaining an understanding of internal financial controls over financial reporting with reference to these Consolidated Ind AS financial statements, assessing the risk that a material weakness exists, and testing and evaluating the design and operating effectiveness of internal control based on the assessed risk. The procedures selected depend on the auditor's judgment, including the assessment of the risks of material misstatement of the financial statements, whether due to fraud or error.

We believe that the audit evidence we have obtained, is sufficient and appropriate to provide a basis for our audit opinion on the internal financial controls system over financial reporting with reference to these Consolidated Ind AS financial statements of the Company.

**Meaning of Internal Financial Controls over Financial Reporting with reference to**

## **these Consolidated Ind AS Financial Statements**

A company's internal financial control over financial reporting with reference to these Consolidated Ind AS financial statements is a process designed to provide reasonable assurance regarding the reliability of financial reporting and the preparation of financial statements for external purposes in accordance with generally accepted accounting principles.

A company's internal financial control over financial reporting with reference to these Consolidated Ind AS financial statements includes those policies and procedures that:

- (1) Pertain to the maintenance of records that, in reasonable detail, accurately and fairly reflect the transactions and dispositions of the assets of the company;
- (2) Provide reasonable assurance that transactions are recorded as necessary to permit preparation of financial statements in accordance with generally accepted accounting principles, and that receipts and expenditures of the company are being made only in accordance with authorizations of management and directors of the company; and
- (3) Provide reasonable assurance regarding prevention or timely detection of unauthorized acquisition, use, or disposition of the company's assets that could have a material effect on the financial statements.

## **Inherent Limitations of Internal Financial Controls over Financial Reporting with reference to these Consolidated Ind AS Financial Statements**

Because of the inherent limitations of internal financial controls over financial reporting with reference to these Consolidated Ind AS financial statements, including the possibility of collusion or improper management override of controls, material misstatements due to error or fraud may occur and not be detected. Also, projections of any evaluation of the internal financial controls over financial reporting with reference to these Consolidated Ind AS financial statements to future periods are subject to the risk that the



internal financial control over financial reporting with reference to these Consolidated Ind AS financial statements may become inadequate because of changes in conditions, or that the degree of compliance with the policies or procedures may deteriorate.

### **Opinion**

In our opinion, to the best of our information and according to the explanations given to us and based on the consideration of reports of other auditors, as referred to in Other Matters paragraph below, the Holding Company, its subsidiary, which are companies incorporated in India, have, maintained in all material respects, adequate internal financial controls over financial reporting with reference to these Consolidated Ind AS Financial Statements and such internal financial controls over financial reporting with reference to these Consolidated Ind AS Financial Statements were operating effectively as at March 31st , 2023, based on the internal control over financial reporting criteria established by the Holding Company considering the essential components of internal control stated in the Guidance Note on Audit of Internal Financial Controls Over Financial Reporting issued by the Institute of Chartered Accountants of India.

### **Other Matters**

Other report under Section 143(3) (I) of Act on the adequacy and operating effectiveness of the internal financial controls over financial reporting with reference to those Consolidated Financial Statement of the Holding Company, in so far as it relates to separate financial statement of 3 subsidiary company, which are companies incorporated in India, is based on the corresponding reports of the auditors of such company incorporated in India.

**For Keyur Shah & Co.**

Chartered Accountants

FRN.: 141173W

**Sd/-**

**Keyur Shah**

Proprietor

Membership No.: 153774

UDIN : 23153774BGWLUZ5500

Date : 22/05/2023

Place: Ahmedabad



**SHERA ENERGY LIMITED (Formerly Known as SHERA ENERGY PRIVATE LIMITED)**  
Consolidated Balance Sheet as at 31th March, 2023

## Balance Sheet

(Amount in INR lakhs)

S.No.	Particulars	Note No.	As at March 31, 2023	As at March 31, 2022
<b>I</b>	<b>ASSETS</b>			
	<b>A) Non-Current Assets</b>			
	a) Property Plant & Equipments	2	8,221.95	8,074.77
	b) Right of Use Assets	2	25.20	52.70
	c) Intangible Assets	2	116.67	116.95
	d) Capital Work-in-progress	2	213.48	265.65
	e) Financial Assets			
	- Other Financial Assets	3	134.69	128.19
	<b>Total Non-Current Assets</b>		<b>8,711.99</b>	<b>8,638.26</b>
	<b>B) Current Assets</b>			
	a) Inventories	4	16,011.86	13,791.77
	b) Financial Assets			
	- Trade receivables	5	9,458.27	7,152.01
	- Cash and Cash Equivalents	6	346.71	89.97
	- Other Bank Balances	7	1,009.50	1,209.39
	- Loans	8	132.74	39.46
	- Other Financial Assets	9	152.78	104.18
	c) Other Current Assets	10	1,620.84	1,456.93
	d) Other Tax Assets (net)	11	52.77	49.16
	<b>Total Current Assets</b>		<b>28,785.47</b>	<b>23,892.87</b>
	<b>TOTAL ASSETS</b>		<b>37,497.46</b>	<b>32,531.13</b>
<b>II</b>	<b>EQUITY AND LIABILITIES</b>			
	<b>1 EQUITY</b>			
	a) Equity Share capital	12	2,278.83	1,994.03
	b) Other Equity - attributable to owners of the company	13	6,635.44	4,683.28
	<b>Total Equity</b>		<b>8,914.27</b>	<b>6,677.31</b>
	Non Controlling Interest		1,852.44	982.90
	<b>2 LIABILITIES</b>			
	<b>A) Non-Current Liabilities</b>			
	a) Financial Liabilities			
	- Long Term Borrowings	14	4,148.79	4,357.32
	- Long Term Lease Liabilities	14A	-	36.64
	b) Long Term Provisions	15	42.60	12.56
	c) Deferred Tax Liabilities (Net)	16	671.60	555.56
	<b>Total Non-Current Liabilities</b>		<b>4,862.99</b>	<b>4,962.08</b>
	<b>B) Current Liabilities</b>			
	a) Financial Liabilities			
	- Short Term Borrowings	17	7,124.59	7,455.35
	- Short Term Lease Liabilities	17A	36.64	36.34
	- Trade payables	18		
	(i) Total outstanding dues of other than Micro Enterprise and Small Enterprises		9,817.57	11,272.58
	(ii) Total outstanding dues of Micro Enterprise and Small Enterprises		4,454.08	794.44
	b) Short-Term Provisions	19	101.71	70.34
	c) Other Current Liabilities	20	304.20	279.79
	d) Current Tax Liabilities (Net)	21	28.97	-
	<b>Total Current Liabilities</b>		<b>21,867.76</b>	<b>19,908.84</b>
	<b>Total Liabilities</b>		<b>26,730.75</b>	<b>24,870.92</b>
	<b>TOTAL EQUITY &amp; LIABILITIES</b>		<b>37,497.46</b>	<b>32,531.13</b>

The accompanying notes are integral part of these Consolidated financial Statements.

1-46

As per report of even date  
For, **Keyur Shah & Co.**  
F.R. No: 141173W  
Chartered Accountants

Sd/-  
**Keyur Shah**  
Proprietor  
M.No. 153774

Date :- 22/05/2023 | Place :- Ahmedabad

For and on the behalf of Board of Directors  
For, Shera Energy Limited

Sd/-  
**Sheikh Naseem**  
Chairman & Managing Director  
(DIN: 02467366)

Sd/-  
**Sumit Singh**  
C.F.O.  
(PAN: BUEPS3019N)

Date :- 22/05/2023 | Place :- Jaipur

Sd/-  
**Shivani Shiekh**  
Director  
(DIN: 02467557)

Sd/-  
**Jyoti Goyal**  
Company Secretary  
(PAN: BTYPG3872L)



## Statement of Profit and Loss

(Amount in INR lakhs)

S.No.	Particulars	Note No.	Year ended March 31, 2023	Year ended March 31, 2022
<b>I</b>	<b>INCOME</b>			
	a) Revenue from operations	22	69,639.29	52,382.19
	b) Other income	23	135.32	76.01
	<b>TOTAL INCOME</b>		<b>69,774.61</b>	<b>52,458.20</b>
<b>II</b>	<b>EXPENSES</b>			
	a) Cost of materials consumed	24	65,055.56	49,339.33
	b) Changes in Inventories of Finished Goods, Work-In-Progress and Stock-In-Trade	25	(2,414.35)	(2,680.73)
	c) Employee Benefit Expenses	26	918.57	679.61
	d) Finance costs	27	2,248.98	1,988.10
	e) Depreciation and amortization expense	28	495.07	482.97
	f) Other Expenses	29	2,216.48	1,686.53
	<b>TOTAL EXPENSES</b>		<b>68,520.31</b>	<b>51,495.81</b>
<b>III</b>	<b>PROFIT BEFORE TAX (PBT) (I-II)</b>		<b>1,254.30</b>	<b>962.39</b>
<b>IV</b>	<b>TAX EXPENSE</b>	30		
	a) Current tax		224.24	168.37
	b) Deferred tax (Liability) / Assets		119.19	98.37
	c) Income Tax (Prior Period)		-	-
	d) Mat Credit Entitlement		-	33.76
	<b>TOTAL TAX EXPENSES</b>		<b>343.43</b>	<b>300.50</b>
<b>V</b>	<b>PROFIT AFTER TAX (PAT) (III-IV)</b>		<b>910.88</b>	<b>661.89</b>
<b>VI</b>	<b>OTHER COMPREHENSIVE INCOME / (EXPENSE)</b>			
	a) Items that will not be reclassified to Profit & Loss		12.54	(8.18)
	Income tax in respect of above	-	-3.14	2.11
	b) Items that may be reclassified to Profit & Loss			-
	Income tax in respect of above			-
	<b>TOTAL OTHER COMPREHENSIVE INCOME</b>		<b>9.39</b>	<b>(6.07)</b>
<b>VII</b>	<b>TOTAL COMPREHENSIVE INCOME FOR THE YEAR (V+VI)</b>		<b>920.27</b>	<b>655.82</b>
<b>VIII</b>	<b>EARNINGS PER EQUITY SHARE OF RS. 10/- EACH (IN RS.)</b>			
	a) Basic	31	4.46	3.32
	b) Diluted	31	4.46	3.32

The accompanying notes are integral part of these Consolidated financial Statements.

1-46

As per report of even date  
For, **Keyur Shah & Co.**  
F.R. No: 141173W  
Chartered Accountants

Sd/-  
**Keyur Shah**  
Proprietor  
M.No. 153774

Date :- 22/05/2023 | Place :- Ahmedabad

For and on the behalf of Board of Directors  
For, Shera Energy Limited

Sd/-  
**Sheikh Naseem**  
Chairman & Managing Director  
(DIN: 02467366)

Sd/-  
**Sumit Singh**  
C.F.O.  
(PAN: BUEPS3019N)

Date :- 22/05/2023 | Place :- Jaipur

Sd/-  
**Shivani Shiekh**  
Director  
(DIN: 02467557)

Sd/-  
**Jyoti Goyal**  
Company Secretary  
(PAN: BTYPG3872L)



## Statement of Cash Flow

(Amount in INR lakhs)

Particulars	Year ended March 31, 2023	Year ended March 31, 2022
<b>CASH FLOW FROM OPERATING ACTIVITIES</b>		
Net profit Before Tax and Extraordinary Items	1,254.30	962.39
<b>Adjustments For:</b>		
Depreciation	495.07	482.97
Adjustment related to OCI effect	(12.54)	8.18
Interest Received	(72.12)	(66.11)
Interest and Finance Charges	2,248.98	1,988.10
Profit/Loss on Sale of Fixed Assets	-	1.23
<b>Operating Profit before working capital changes</b>	<b>3,913.70</b>	<b>3,376.76</b>
<b>Adjustment For:</b>		
Changes in Inventories	(2,220.09)	(3,663.08)
Changes in Trade receivables	(2,306.26)	547.97
Changes in Other Financial Asset	(48.60)	3.09
Changes in Other Current Asset	(163.91)	(260.21)
Changes in Trade Payables	2,204.63	1,176.82
Changes in Other Tax Assets (net)	(3.61)	3.50
Changes in Short Term Provisions	31.38	27.37
Changes in Current Tax Liabilities (Net)	28.97	(74.79)
Changes in Long Term Provisions	30.04	4.60
Changes in Current Liabilities	24.41	152.76
<b>Cash Generated from Operations</b>	<b>1,490.66</b>	<b>1,294.80</b>
Income Tax	(224.24)	(202.13)
<b>Net Cash From / (Used In) Operating Activities (A)</b>	<b>1,266.42</b>	<b>1,092.67</b>
<b>Cash Flow from Investing Activities</b>		
(Purchase) / Sale of Fixed Assets/ Capital Work in Progress	(562.29)	(237.04)
(Purchase)/Sale of Investment	-	25.00
Changes in Other Financial Asset	(6.50)	13.30
Changes in Long term Financial Liabilities	-	(141.00)
Interest Received	72.12	66.11
Changes in Fixed Deposit	199.89	(313.29)
<b>Net Cash From / (Used In) Investing Activities (B)</b>	<b>(296.79)</b>	<b>(586.93)</b>
<b>Cash Flow from Financing Activities</b>		
Proceeds from Issue of Shares	284.80	
Security Premium	1,200.19	
Adjustment related to Changes Minority interest	720.00	
Interest and Finance Charges	(2,248.98)	(1,988.10)
Changes in Short Term Borrowing	(330.76)	1,223.90
Changes in Short Term Lease	0.30	3.45
Changes in Short-term loans and advances	(93.28)	(7.30)
Changes in Long Term Lease	(36.64)	(36.34)
Changes in Long Term Borrowing	(208.53)	46.49
<b>Net Cash from Financing Activities (C)</b>	<b>(712.90)</b>	<b>(757.91)</b>
<b>Net Increase / (Decrease) in Cash (A)+(B)+(C)</b>	<b>256.74</b>	<b>(252.16)</b>
Cash and Cash equivalents at the beginning of the year	89.97	342.14
<b>Cash and Cash equivalents at the end of the year</b>	<b>346.71</b>	<b>89.97</b>

NOTE: The above cash flow has been prepared under the "Indirect Method" as set out in Indian Accounting Standard (Ind AS) 7 - statement of cash flows.

As per report of even date  
For, **Keyur Shah & Co.**  
F.R. No: 141173W  
Chartered Accountants

Sd/-  
**Keyur Shah**  
Proprietor  
M.No. 153774

Date :- 22/05/2023 | Place :- Ahmedabad

For and on the behalf of Board of Directors  
For, Shera Energy Limited

Sd/-  
**Sheikh Naseem**  
Chairman & Managing Director  
(DIN: 02467366)

Sd/-  
**Sumit Singh**  
C.F.O.  
(PAN: BUEPS3019N)

Date :- 22/05/2023 | Place :- Jaipur

Sd/-  
**Shivani Shiekh**  
Director  
(DIN: 02467557)

Sd/-  
**Jyoti Goyal**  
Company Secretary  
(PAN: BTYPG3872L)





## Statement of Changes in Equity

### (A) EQUITY SHARE CAPITAL

(Amount in INR lakhs)

Particulars	Amount
<b>As at 31 March 2021</b>	<b>1,994.03</b>
Changes in Equity Share Capital during the year	-
<b>As at 31 March 2022</b>	<b>1,994.03</b>
Changes in Equity Share Capital during the year	284.80
<b>As at 31 March 2023</b>	<b>2,278.83</b>

### (B) OTHER EQUITY

Particular	Reserves & Surplus				Other Comprehensive Income	Non Controlling Interest	Total
	Securities Premium	Retained Earnings	Capital Reserve	Capital Reserve on consolidation			
Balance as at 1 April, 2022	498.47	3,969.48	152.85	45.24	17.25	982.90	5,666.18
Changes in accounting policy or prior period errors	-	-	-	-	-	-	-
Restated balance as at 1 April 2022	498.47	3,969.48	152.85	45.24	17.25	982.90	5,666.18
Net Profit/ (Loss) during the Year	-	910.88	-	-	-	148.92	1,059.79
Addition during the year	1,200.19	-	-	-	(9.37)	720.00	1,910.82
Remeasurement Gain/(Loss) on defined benefit plan (net of tax)	-	-	-	-	-	0.62	0.62
Total Comprehensive Income/ (Expense)	1,200.19	910.88	-	-	(9.37)	869.54	2,971.24
Other Adjustments-Trf to Non Controlling Interest	-	(148.92)	-	-	(0.62)	-	(149.54)
Balance as at 31st March, 2023	1,698.66	4,731.43	152.85	45.24	7.26	1,852.44	8,487.88



## Statement of Changes in Equity

(Amount in INR lakhs)

Particular	Reserves & Surplus				Other Comprehensive Income	Non Controlling Interest	Total
	Securities Premium	Retained Earnings	Capital Reserve	Capital Reserve on consolidation			
Balance as at 1 April, 2021	498.47	3,405.45	152.85	45.24	11.41	884.77	4,998.19
Changes in accounting policy or prior period errors	-	-	-	-	-	-	-
Restated balance as at 1 April 2021	498.47	3,405.45	152.85	45.24	11.41	884.77	4,998.19
Net Profit/ (Loss) during the Year	-	661.92	-	-	-	97.90	759.83
Remeasurement Gain/(Loss) on defined benefit plan (net of tax)	-	-	-	-	6.07	0.23	6.30
Total Comprehensive Income/ (Expense)	-	661.92	-	-	6.07	98.13	766.12
Other Adjustments-Trf to Non Controlling Interest	-	(97.90)	-	-	(0.23)	-	(98.13)
Balance as at 31st March, 2022	498.47	3,969.48	152.85	45.24	17.25	982.90	5,666.18

### Nature and Purpose of Reserves

**(a) Securities Premium:** The amount received in excess of face value of the equity shares is recognised in securities premium reserve.

**(b) Retained earnings:** Retained earnings are the profits that the Company has earned till date, less any transfer to general reserve, dividends or other distributions to shareholders.

The accompanying notes are integral part of these consolidated financial statements.

As per report of even date  
For, **Keyur Shah & Co.**  
F.R. No: 141173W  
Chartered Accountants

Sd/-  
**Keyur Shah**  
Proprietor  
M.No. 153774

Date :- 22/05/2023 | Place :- Ahmedabad

For and on the behalf of Board of Directors  
For, Shera Energy Limited

Sd/-  
**Sheikh Naseem**  
Chairman & Managing Director  
(DIN: 02467366)

Sd/-  
**Sumit Singh**  
C.F.O.  
(PAN: BUEPS3019N)

Date :- 22/05/2023 | Place :- Jaipur

Sd/-  
**Shivani Shiekh**  
Director  
(DIN: 02467557)

Sd/-  
**Jyoti Goyal**  
Company Secretary  
(PAN: BTYPG3872L)



## Notes to the Consolidated Financial Statements for the Period ended on March 31, 2023

### 1.1. Group Overview:

Shera Energy Limited ('the Group'/'the Holding Group) is a Public limited Group (Formerly known as Shera Energy Private Limited) domiciled and incorporated in India.

The registered office of the Group is located at

F-269-B, Road No. 13 V.K. industrial Area Jaipur-302013, Rajasthan, India.

The Group is engaged in the activity of manufacturer of non-ferrous metal products and its alloy products and winding wires.

Following are the details of the subsidiaries consolidated in these financial statements:

Name of the entity	Principal activities	Country of Incorporation	% Equity interest	
			31 March 2023	31 March 2022
Rajputana Industries Private limited	manufacturer of non-ferrous metal products	India	69.47%	75.37%
Shera Metal Private Limited	manufacturer of non-ferrous metal products	India	73.20%	73.20%
Shera Infra power Private Limited	manufacturer of non-ferrous metal products	India	100%	100%

### 1.2 General Information & Statement of Compliance with Ind AS:

These financial statements are the separate financial statements of the group (also called as consolidated financial Statements) prepared in accordance with Indian Accounting Standard ("Ind AS") notified under the Companies Act, 2013 ("the Act") read with Rule 3 of the Companies (Indian Accounting Standards) Rules, 2015, as amended. These financial statements are the Group's first Ind AS Consolidated Financial Statements.

The Group has adopted all the Indian Accounting Standards and the adoption was carried out in accordance with Ind AS 101, "First Time Adoption of Indian Accounting Standards". The Group has uniformly applied the accounting policies for the periods presented.

For all period up to and including the financial year ended March 31, 2021, the Group had prepared its financial statements in accordance with the Accounting Standard notified under the Section 133 of the Companies Act, 2013 read with the Rule 7 of

Companies (Accounts) Rules 2014, ("Previous GAAP").

### 1.3 Significant Accounting Policies:

#### 1.3.1 Basis of Preparation and Presentation

The Financial Statements have been prepared on the historical cost basis except for following assets and liabilities which have been measured at fair value amount:

1. Certain Financial Assets and Liabilities (including derivative instruments if any), and
2. Defined Benefit Plans – Plan Assets

The financial statements of the Group have been prepared to comply with the Indian Accounting standards ('Ind AS'), including the rules notified under the relevant provisions of the Companies Act, 2013.

For all period up to and including the financial year ended March 31, 2021, the Group had prepared its financial statements in accordance with the Accounting Standard notified under the Section 133 of the Companies Act, 2013 read with the Rule 7 of Companies (Accounts) Rules 2014, ("Previous GAAP").

## Notes to the Consolidated Financial Statements for the Period ended on March 31, 2023

These Consolidated financial statements are the Group's first Ind AS Consolidated financial statements.

The Group's Consolidated Financial Statements are presented in Indian Rupees, which is also its functional currency.

### 1.3.2 Basis of consolidation

The consolidated financial statements have comprised financial statements of the Holding Group and its subsidiaries. Subsidiaries are all entities (including structured entities) over which the Group has control. The Group controls an entity when the Group is exposed to, or has rights to, variable returns from its involvement with the entity and has the ability to affect those returns through its power to direct the relevant activities of the entity. The Group can have power over the investee even if it owns less than majority voting rights i.e. rights arising from other contractual arrangements. Subsidiaries are fully consolidated from the date on which control is transferred to the Group. They are deconsolidated from the date that control ceases. Statement of profit and loss (including other comprehensive income ('OCI')) of subsidiaries acquired or disposed of during the period are recognized from the effective date of acquisition, or up to the effective date of disposal, as applicable. The Group combines the financial statements of the Holding Group and its subsidiaries line by line adding together like items of assets, liabilities, equity, income and expenses. Intergroup transactions, balances and unrealized gains on transactions between group companies are eliminated. Accounting policies of subsidiaries have been changed where necessary to ensure consistency with the policies adopted by the Group.

The consolidated financial statements incorporate the financial statements of the Group and entities controlled by the Group i.e.

its subsidiaries. It also includes the Group's share of profits, net assets and retained post-acquisition reserves of subsidiaries that are consolidated using the equity or proportionate method of consolidation, as applicable.

Control is achieved when the Group is exposed to, or has rights to the variable returns of the entity and the ability to affect those returns through its power to direct the relevant activities of the entity.

Wherever necessary, adjustments are made to the financial statements of subsidiaries to bring their accounting policies in line with those used by other members of the Group.

Intra-group transactions, balances, income and expenses are eliminated on consolidation.

Non-Controlling interest in net profits or losses of consolidated subsidiaries for the Period is identified and adjusted against the income or loss in order to arrive at the net income or loss attributable to the shareholders of the company. Non-Controlling interest in the net assets of the consolidated financial statements consists of the amount of equity attributable to the Non-Controlling shareholders at the dates on which investments are made by the company in the subsidiary companies and further movements in their share in the equity, subsequent to the dates of initial investments as stated above.

The difference between the cost to the group of investment in subsidiaries and the proportionate share in the equity of the investee company as at the date of acquisition of stake is recognized in the consolidated financial statements as goodwill or capital reserve, as the case may be. Goodwill arising on consolidation is tested for impairment annually. The proportionate share in equity has been calculated by time proportioning the adjusted profits/losses of the subsidiary company.



# Notes to the Consolidated Financial Statements for the Period ended on March 31, 2023

### 1.3.3 Fair Value Measurement

Some of the Group's accounting policies and disclosures require the measurement of fair values, for both financial and non-financial assets and liabilities.

The group has an established control framework with respect to the measurement of fair values. This includes a financial reporting team that has overall responsibility for overseeing all significant fair value measurements, including Level 3 fair values.

The financial reporting team regularly reviews significant unobservable inputs and valuation adjustments. If third party information, such as pricing services, is used to measure fair values, then the financial reporting team assesses the evidence obtained from the third parties to support the conclusion that these valuations meet the requirements of Ind AS, including the level in the fair value hierarchy in which the valuations should be classified.

Fair values are categorized into different levels in a fair value hierarchy based on the inputs used in the valuation techniques as follows.

**Level 1:** quoted prices (unadjusted) in active markets for identical assets or liabilities.

**Level 2:** inputs other than quoted prices included in Level 1 that are observable for the asset or liability, either directly (i.e. as prices) or indirectly (i.e. derived from prices).

**Level 3:** inputs for the asset or liability that are not based on observable market data (unobservable inputs).

When measuring the fair value of an asset or a liability, the Group uses observable market data as far as possible. If the inputs used to measure the fair value of an asset or a liability fall into different levels of the fair value hierarchy, then the fair value measurement is categorized in its entirety in the same level of the fair value hierarchy as the lowest level input that is significant to the entire measurement.

The group recognizes transfers between levels of the fair value hierarchy at the end of the reporting period during which the change has occurred.

### 1.3.4 Current and Non-Current Classification

The Group presents assets and liabilities in the Balance Sheet based on Current /Non-Current classification. An asset is treated as Current when it is –

- Expected to be realised or intended to be sold or consumed in the normal operating cycle;
- Held primarily for the purpose of trading;
- Expected to be realised within twelve months after the reporting period, or
- Cash or cash equivalent unless restricted from being exchanged or used to settle a liability for at least twelve months after the reporting period.

All other assets are classified as non-current.

A liability is current when:

- It is expected to be settled in normal operating cycle;
- It is held primarily for the purpose of trading;
- It is due to be settled within twelve months after the reporting period, or
- There is no unconditional right to defer the settlement of the liability for at least twelve months after the reporting period.

The Group classifies all other liabilities as non-current. Deferred tax assets and liabilities are classified as non-current assets and liabilities.

### 1.3.5 Property, Plant and Equipment

#### (a) Tangible Assets

Property, Plant and Equipment are stated at cost, net of recoverable taxes, trade discount and rebates less accumulated depreciation and impairment losses, if any.

## Notes to the Consolidated Financial Statements for the Period ended on March 31, 2023

Such cost includes purchase price, borrowing cost and any cost directly attributable to bringing the assets to its working condition for its intended use, net charges on foreign exchange contracts and adjustments arising from exchange rate variations attributable to the assets.

Subsequent costs are included in the asset's carrying amount or recognised as a separate asset, as appropriate, only when it is probable that future economic benefits associated with the item will flow to the entity and the cost can be measured reliably.

Property, Plant and Equipment which are significant to the total cost of that item of Property, Plant and Equipment and having different useful life are accounted separately.

Other Indirect Expenses incurred relating to project, net of income earned during the project development stage prior to its intended use, are considered as pre-operative expenses and disclosed under Capital Work-in-Progress.

### Depreciation

Free hold land is not depreciated. Improvement costs are amortized over the period of the lease. Depreciation on Property, Plant and Equipment is provided using Straight Line Method (SLM). Depreciation is provided based on useful life of the assets as prescribed in Schedule II to the Companies Act, 2013 except in respect of the following assets, where useful life is different than those prescribed in Schedule II:

Name of Property, Plants and Equipment	Useful Life*
Building (Leasehold Development)	10 Years

\* The useful life has been assessed based on technical evaluation, taking into account the nature of the asset and the estimated usage basis management's best judgement of economic benefits from those classes of assets.

The residual values, useful lives and methods of depreciation of Property, Plant and Equipment are reviewed at each financial year end and adjusted prospectively, if appropriate.

### Derecognition

Gains or losses arising from derecognition of a Property, Plant and Equipment are measured as the difference between the net disposal proceeds and the carrying amount of the asset and are recognised in the Statement of Profit and Loss when the asset is derecognised.

### (b) Capital Work-in-Progress and Capital Advances

Cost of Property, Plant and Equipment not ready for intended use, as on the balance sheet date, is shown as a "Capital Work-in-Progress". The Capital Work-in-Progress is stated at cost. Any expenditure in relation to the survey and investigation of the properties is carried as Capital Work-in-Progress. Such expenditure is either capitalized as the cost of the projects on completion of a construction project or the same is expensed in the period in which it is decided to abandon such project. Any advance given towards the acquisition of Property, Plants and Equipment outstanding at each balance sheet date is disclosed as "Other Non-Current Assets".

### (c) Intangible Assets

Intangible Assets are stated at cost of acquisition net of recoverable taxes, trade discount and rebates less accumulated amortisation/depletion and impairment losses, if any. Such cost includes purchase price, borrowing costs, and any cost directly attributable to bringing the asset to its working condition for the intended use, net charges on foreign exchange contracts and adjustments arising from exchange rate variations attributable to the Intangible Assets.

## Notes to the Consolidated Financial Statements for the Period ended on March 31, 2023

Subsequent costs are included in the asset's carrying amount or recognised as a separate asset, as appropriate, only when it is probable that future economic benefits associated with the item will flow to the entity and the cost can be measured reliably.

### (d) Amortization

The amortization expenses on Intangible assets with finite lives are recognized in the Statement of Profit and Loss. The Group's intangible assets comprise assets with finite useful life which are amortised on a straight-line basis over the period of their expected useful life as tabulated below:

Particulars	Useful Life*
Accounting and Antivirus Software	3 Years

The amortization period and the amortization method for an intangible asset with finite useful life are reviewed at each financial year end and adjusted prospectively, if appropriate.

### (e) Derecognition

Gains or losses arising from the derecognition of an Intangible Asset are measured as the difference between the net disposal proceeds and the carrying amount of the asset and are recognised in the Statement of Profit and Loss when the asset is derecognised.

### 1.3.6 Impairment of Non-Financial Assets – Property, Plant and Equipment and Intangible Assets

The Group assesses at each reporting date as to whether there is any indication that any Property, Plant and Equipment and Intangible Assets or group of Assets, called Cash Generating Units (CGU) may be impaired. If any such indication exists, the recoverable amount of an asset or CGU is estimated to determine the extent of impairment, if any. When it is not possible to estimate the recoverable amount of an individual asset, the Group estimates the recoverable amount of the CGU to which the asset belongs.

An impairment loss is recognised in the Statement of Profit and Loss to the extent, the asset's carrying amount exceeds its recoverable amount. The recoverable amount is higher than an asset's fair value less the cost of disposal and value in use. Value in use is based on the estimated future cash flows, discounted to their present value using a pre-tax discount rate that reflects current market assessments of the time value of money and risks specific to the assets.

The impairment loss recognised in the prior accounting period is reversed if there has been a change in the estimate of the recoverable amount.

There are no losses from the impairment of assets to be recognized in the consolidated financial statements.

### 1.3.7 Lease

#### (a) As a Lessee

The Entity, as a lessee, recognises a right-of-use asset and a lease liability for its leasing arrangements if the contract conveys the right to control the use of an identified asset.

The contract conveys the right to control the use of an identified asset, if it involves the use of an identified asset and the Group has substantially all of the economic benefits from the use of the asset and has the right to direct the use of the identified asset. The cost of the right-of-use asset shall comprise the amount of the initial measurement of the lease liability adjusted for any lease payments made at or before the commencement date plus any initial direct costs incurred. The right-of-use assets are subsequently measured at cost less any accumulated depreciation, and accumulated impairment losses, if any, and adjusted for any remeasurement of the lease liability. The right-of-use assets are depreciated using the straight-line method from the commencement date over the shorter lease term or useful life of the right-of-use asset.

## Notes to the Consolidated Financial Statements for the Period ended on March 31, 2023

The Group measures the lease liability at the present value of the lease payments that are not paid at the commencement date of the lease. The lease payments are discounted using the interest rate implicit in the lease if that rate can be readily determined. If that rate cannot be readily determined, the Group uses an incremental borrowing rate.

### (b) As a Lessor

Leases for which the Group is a lessor are classified as finance or operating lease. Whenever the terms of the lease transfer substantially all the risks and rewards of ownership to the lessee, the contract is classified as a finance lease. All other leases are classified as operating leases.

For operating leases, rental income is recognized on a straight-line basis over the term of the relevant lease.

### 1.3.8 Investment Properties

The property that is held for capital appreciation or for earning rentals or both or whose future use is undetermined is classified as Investment Property. Items of investment properties are measured at cost less accumulated depreciation/ amortization and accumulated impairment losses. Cost includes expenditure that is directly attributable to bringing the asset to the location and condition necessary for its intended use. Investment properties are depreciated on a straight-line method on a pro-rata basis at the rates specified therein. Subsequent expenditure including the cost of major overhaul and inspection is recognized as an increase in the carrying amount of the asset when it is probable that future economic benefits associated with the item will flow to the Group and the cost of the item can be measured reliably.

### 1.3.9 Inventories

Items of inventories under raw material, Work in Progress and consumables are measured at cost and finished goods and other items are valued at cost and net realizable value w.e. less after providing for obsolescence, if any. The cost of inventories comprises of cost of purchase, cost of conversion and other costs including manufacturing overheads net of recoverable taxes incurred in bringing them to their respective present location and condition.

### 1.3.10 Borrowing Costs

Borrowing costs include exchange differences arising from foreign currency borrowings to the extent they are regarded as an adjustment to the interest cost. Borrowing costs that are directly attributable to the acquisition or construction of qualifying assets are capitalized as part of the cost of such assets. A qualifying asset is one that necessarily takes a substantial period to get ready for its intended use.

Interest income earned on the temporary investment of specific borrowings pending their expenditure on qualifying assets is deducted from the borrowing costs eligible for capitalization.

All other borrowing costs are charged to the Statement of Profit and Loss for the period for which they are incurred.

### 1.3.11 Employee Benefits

#### (A) Short-Term Employee Benefits

The undiscounted amount of short-term employee benefits expected to be paid in exchange for the services rendered by employees are recognised as an expense during the period when the employees render the services.



## Notes to the Consolidated Financial Statements for the Period ended on March 31, 2023

### (B) Post-Employment Benefits

#### - Defined Contribution Plans

The Entity recognizes the contribution payable to the provident fund scheme as an expense when an employee renders the related service. If the contribution payable to the scheme for service received before the balance sheet date exceeds the contribution already paid, the deficit payable to the scheme is recognised as a liability. If the contribution already paid exceeds the contribution due for services received before the balance sheet date, then the excess is recognised as an asset to the extent that the pre-payment will lead to a reduction in future payments or a cash refund.

#### - Defined Benefit Plans

**Gratuity Scheme:** The Group pays gratuity to the employees who have completed five years of service with the Group at the time of resignation/superannuation. The gratuity is paid @ 15 days basic salary and dearness allowances for every completed year of service as per the Payment of Gratuity Act, 1972. The liability in respect of gratuity and other post-employment benefits is calculated using the Projected Unit Credit Method and spread over the period during which the benefit is expected to be derived from employees' services.

Remeasurement gains and losses arising from adjustments and changes in actuarial assumptions are recognised in the period in which they occur in Other Comprehensive Income.

### 1.3.12 Revenue Recognition

Revenue from contracts with customers is recognised when control of the goods or services is transferred to the customer at an

amount that reflects the consideration entitled in exchange for those goods or services.

The entity generally typically controls the goods or services before transferring them to the customer.

Generally, control is transferred upon shipment of goods to the customer or when the goods are made available to the customer, provided transfer of title to the customer occurs and the Group has not retained any significant risks of ownership or future obligations concerning the goods shipped.

Revenue from the rendering of services is recognised when the services are rendered and related costs are incurred over time by measuring the progress towards complete satisfaction of performance obligations at the reporting period.

Revenue is measured at the amount of consideration that the Group expects to be entitled to in exchange for transferring distinct goods or services to a customer as specified in the contract, excluding amounts collected on behalf of third parties (for example taxes and duties collected on behalf of the government). Consideration is generally due upon satisfaction of performance obligations and a receivable is recognised when it becomes unconditional.

#### **Export Incentive**

Export incentive revenues are recognized when the right to receive the credit is established and there is no significant uncertainty regarding the ultimate collection.

#### **Interest Income**

Interest Income from Financial Assets is recognised using an effective interest rate method.

#### **Dividend Income**

Dividend Income is recognised when the Group's right to receive the amount has been established.

## Notes to the Consolidated Financial Statements for the Period ended on March 31, 2023

### Provision for Price Variation

In accordance with the prevailing international market practice, the purchase and sale of copper products are accounted for on a provisional invoice basis pending the final invoice in terms of purchase contract/ order pending on the price of LME.

The group is following the practice of recognizing the difference between the value of the provisional invoice and the final invoice of its customers whose final invoice could not be raised in the current financial year by way of price variation claims which are included in the turnover of the Group.

### Surplus / (Loss) on disposal of Property, Plants and Equipment / Investments

Surplus or loss on disposal of property, plants and equipment or investment is recorded on transfers of title from the Group and is determined as the difference between the sales price and carrying value of the property, plants and equipment or investments and other incidental expenses.

### Rental Income

Rental income arising from operating lease on investments properties is accounted for on a straight line basis over the lease term except in the case where the incremental lease reflects the inflationary effect and rental income is accounted for in such case by actual rent for the period.

### Insurance Claim

Claim receivable on account of insurance is accounted for to the extent the Group is reasonably certain of their ultimate collections.

### Other Income

Revenue from other income is recognized when the payment of that related income is received or credited.

### 1.3.13 Foreign Currency Transactions and Translation

Transactions in foreign currencies are recorded at the exchange rate prevailing on the date of the transaction. Monetary assets and

liabilities denominated in foreign currencies are translated at the functional currency closing rates of exchange at the reporting date. Exchange differences arising on settlement or translation of monetary items are recognised in the Statement of Profit and Loss except to the extent of exchange differences which are regarded as an adjustment to interest costs on foreign currency borrowings that are directly attributable to the acquisition or construction of qualifying assets which are capitalized as cost of assets.

Non-monetary items that are measured in terms of historical cost in a foreign currency are recorded using the exchange rates at the date of the transaction. Non-monetary items measured at fair value in a foreign currency are translated using the exchange rates at the date when the fair value was measured. The gain or loss arising on translation of non-monetary items measured at fair value is treated in line with the recognition of the gain or loss on the change in fair value of the item (i.e., translation differences on items whose fair value gain or loss is recognised in Other Comprehensive Income or Statement of Profit and Loss are also recognised in Other Comprehensive Income or Statement of Profit and Loss, respectively).

### 1.3.14 Government Grants and Subsidies

Grants like non-refundable subsidies are recognized as income where there is reasonable assurance that the Group will comply with all the necessary conditions attached to them. Income from grants is recognized on a systematic basis over periods in which the related costs that are intended to be compensated by such grants are recognized. Government grant in nature of investment subsidy is credited to capital reserve.

Refundable government grants are accounted for by the recognition and measurement principle of Ind AS 109, "Financial Instruments". It is recognized as income when there is a reasonable assurance that the Group will comply with all necessary conditions attached to the grants. Income from such benefit is recognized on a systematic basis over

## Notes to the Consolidated Financial Statements for the Period ended on March 31, 2023

the period of the grants during which the Group recognizes interest expense corresponding to such grants.

### 1.3.15 Financial Instruments – Financial Assets

#### (A) Initial Recognition and Measurement

All Financial Assets are initially recognised at fair value. Transaction costs that are directly attributable to the acquisition or issue of Financial Assets, which are not at Fair Value through Profit or Loss, are adjusted to the fair value on initial recognition. Purchase and sale of Financial Assets are recognised using trade date accounting.

#### (B) Subsequent Measurement

##### a Financial Assets measured at Amortised Cost (AC)

A Financial Asset is measured at Amortised Cost if it is held within a business model whose objective is to hold the asset to collect contractual cash flows and the contractual terms of the Financial Asset give rise to cash flows on specified dates that represent solely payments of principal and interest on the principal amount outstanding.

##### b Financial Assets measured at Fair Value Through Other Comprehensive Income (FVTOCI)

A Financial Asset is measured at FVTOCI if it is held within a business model whose objective is achieved by both collecting contractual cash flows and selling Financial Assets and the contractual terms of the Financial Asset give rise on specified dates to cash flows that represent solely payments of principal and interest on the principal amount outstanding.

Further, the entity, through an irrevocable election at initial recognition, has measured certain investments in equity instruments at FVTOCI. The Group has made such an election on an instrument

by-instrument basis. These equity instruments are neither held for trading nor are contingent considerations recognized under a business combination. Under such an irrevocable election, subsequent changes in the fair value of such equity instruments are recognized in OCI. However, the entity recognizes dividend income from such instruments in the Statement of Profit and Loss.

##### c. Financial Assets measured at Fair Value Through Profit or Loss (FVTPL)

A Financial Asset which is not classified in any of the above categories is measured at FVTPL. Financial assets are reclassified after their recognition if the entity changes its business model for managing those financial assets. Changes in the business model are made and applied prospectively from the reclassification date which is the first day of the immediately next reporting period following the changes in the business model by principles laid down under Ind AS 109 – Financial Instruments.

#### (C) Investments

Investments are classified into Current or Non-Current Investments. Investments that are readily realizable and intended to be held for not more than a year from the date of acquisition are classified as Current Investments. All other Investments are classified as Non-Current Investments. However, that part of Non-Current Investments which are expected to be realized within twelve months from the Balance Sheet date is also presented under “Current Investments” under “Current portion of Non-Current Investments” in consonance with Current/Non-Current classification of Schedule - III of the Act.

## Notes to the Consolidated Financial Statements for the Period ended on March 31, 2023

All the equity investment covered under the scope of Ind AS 109, "Financial Instruments" is measured at the fair value. Investment in Mutual Funds is measured at fair value through profit and loss (FVTPL). Trading Instruments are measured at fair value through profit and loss (FVTPL).

### (D) Investment in Subsidiaries

The Entity has accounted for its investments in Subsidiaries at cost less impairment loss (if any).

### (E) Impairment of Financial Assets

By Ind AS 109, the Group uses the 'Expected Credit Loss' (ECL) model, for evaluating the impairment of Financial Assets other than those measured at Fair Value Through Profit and Loss (FVTPL).

### 1.3.16 Financial Instruments – Financial Liabilities

#### (A) Initial Recognition and Measurement

All Financial Liabilities are recognised at fair value and in case of borrowings, net of directly attributable cost. Fees of recurring nature are directly recognised in the Statement of Profit and Loss as finance costs.

#### (B) Subsequent Measurement

Financial Liabilities are carried at amortised cost using the effective interest method. For trade and other payables maturing within one year from the balance sheet date, the carrying amounts approximate fair value due to the short maturity of these instruments.

### 1.3.17 Derivative Financial Instruments and Hedge Accounting

The Entity enters into derivative contracts like forward currency contracts with external parties to hedge its foreign currency risks relating to foreign currency-denominated financial assets measured at Amortised cost.

The entity formally establishes a hedge relationship between such forward currency contracts ('hedging instrument') and recognised financial assets ('hedged item')

through formal documentation at the inception of the hedge relationship in line with the Group's Risk Management objective and strategy.

The hedging relationship so designated is accounted for by the accounting principles prescribed for a cash flow hedge under Ind AS 109, 'Financial Instruments'.

#### Recognition and measurement of cash flow hedge:

The Entity strictly uses foreign currency forward contracts to hedge its risks associated with foreign currency fluctuations relating to certain forecasted transactions. As per Ind AS 109 - Financial Instruments, foreign currency forward contracts are initially measured at fair value and are re-measured at subsequent reporting dates. Changes in the fair value of these derivatives that are designated and effective as hedges of future cash flows are recognised in hedge reserve (under reserves and surplus) through other comprehensive income and the ineffective portion is recognised immediately in the statement of profit and loss.

The accumulated gains/losses on the derivatives accounted in the hedge reserve are transferred to the statement of profit and loss in the same period in which gains/losses on the underlying item hedged are recognised in the statement of profit and loss.

#### Derecognition:

Hedge accounting is discontinued when the hedging instrument expires or is sold, terminated, or exercised, or no longer qualifies for hedge accounting. When hedge accounting is discontinued for a cash flow hedge, the net gain or loss will remain in hedge reserve and be reclassified to the statement of profit and loss in the same period or periods during which the formerly hedged transaction is reported in the statement of profit and loss. If a hedged transaction is no longer expected to occur, the net cumulative gains/losses recognised in the hedge reserve are transferred to the statement of profit and loss.

## Notes to the Consolidated Financial Statements for the Period ended on March 31, 2023

### **Fair Value Hedge:**

The Entity designates derivative contracts or non-derivative Financial Assets/Liabilities as hedging instruments to mitigate the risk of change in the fair value of hedged items due to movement in interest rates, foreign exchange rates and commodity prices.

Changes in the fair value of hedging instruments and hedged items that are designated and qualify as fair value hedges are recorded in the Statement of Profit and Loss. If the hedging relationship no longer meets the criteria for hedge accounting, the adjustment to the carrying amount of a hedged item for which the effective interest method is used is amortised to the Statement of Profit and Loss over the period of maturity.

### **1.3.18 Derecognition of Financial Instruments**

The Entity derecognises a Financial Asset when the contractual rights to the cash flows from the Financial Asset expire or it transfers the Financial Asset and the transfer qualifies for derecognition under Ind AS 109. A Financial liability (or a part of a financial liability) is derecognised from the Group's Balance Sheet when the obligation specified in the contract is discharged or cancelled or expires.

### **1.3.19 Financial Instruments – Offsetting**

Financial Assets and Financial Liabilities are offset and the net amount is presented in the balance sheet when, and only when, the entity has a legally enforceable right to set off the amount and it intends, either to settle them on a net basis or to realise the asset and settle the liability simultaneously.

### **1.3.20 Taxes on Income**

The tax expenses for the period comprise current tax and deferred income tax. Tax is recognised in the Statement of Profit and Loss, except to the extent that it relates to items recognised in the Other Comprehensive Income. In this case, the tax is also recognised in Other Comprehensive Income.

### **(A) Current Tax**

Current tax assets and liabilities are measured at the amount expected to be recovered from or paid to the Income Tax authorities, based on tax rates and laws that are enacted at the Balance sheet date.

### **(B) Deferred Tax**

Deferred tax is recognised on temporary differences between the carrying amounts of assets and liabilities in the Financial Statements and the corresponding tax bases used in the computation of taxable profit.

Deferred tax assets are recognised to the extent it is probable that taxable profit will be available against which the deductible temporary differences and the carry forward of unused tax losses can be utilised. Deferred tax liabilities and assets are measured at the tax rates that are expected to apply in the period in which the liability is settled or the asset realised, based on tax rates (and tax laws) that have been enacted or substantively enacted by the end of the reporting period. The carrying amount of deferred tax liabilities and assets is reviewed at the end of each reporting period.

### **(C) Presentation**

The entity offsets current tax assets and current tax liabilities, where it has a legally enforceable right to set off the recognized amounts and where it intends either to settle on a net basis or to realize the asset and settle the liability simultaneously. In the case of deferred tax assets and deferred tax liabilities, the same are offset if the Group has a legally enforceable right to set off corresponding current tax assets against current tax liabilities and the deferred tax assets and deferred tax liabilities relate to income taxes levied by the same tax authority on the Group.



# Notes to the Consolidated Financial Statements for the Period ended on March 31, 2023

## 1.3.21 Segment Reporting

Segments are identified having regard to the dominant source and nature of risks and returns and the internal organization and management structure. The Group primarily operates in the non-ferrous metal segment of business hence looking at the nature of business segment reporting does not apply to Group.

## 1.3.22 Research and Development

Revenue expenditure about research is charged to the Statement of Profit and Loss as and when incurred.

Development costs are capitalised as an intangible asset if it can be demonstrated that the project is expected to generate future economic benefits, those future economic benefits will probably flow to the entity and the costs of the asset can be measured reliably, else it is charged to the Statement of Profit and Loss.

## 1.3.23 Earnings per Share

Basic earnings per share are calculated by dividing the net profit after tax by the weighted average number of equity shares outstanding during the year adjusted for the bonus element in equity share. Diluted earnings per share adjust the figures used in the determination of basic earnings per share to take into account the conversion of all dilutive potential equity shares. Dilutive potential equity shares are deemed converted at the beginning of the period unless issued at a later date.

## 1.3.24 Provisions, Contingent Liabilities

Provisions are recognised when the entity has a present obligation (legal or constructive) as a result of a past event, an outflow of resources embodying economic benefits will probably be required to settle the obligation and a reliable estimate can be made of the amount of the obligation. If the effect of the time value of money is material, provisions are discounted using a current pre-tax rate that reflects, when appropriate, the risks specific to the liability.

Disclosure of contingent liability is made when there is a possible obligation arising from past events, the existence of which will be confirmed

only by the occurrence or non-occurrence of one or more uncertain future events not wholly within the control of the entity or a present obligation that arises from past events where it is either not probable that an outflow of resources embodying economic benefits will be required to settle or a reliable estimate of the amount cannot be made.

## 1.3.25 Events after Reporting Date

Where events occurring after the Balance Sheet date provide evidence of a condition that existed at the end of the reporting period, the impact of such events is adjusted within the financial statements. Otherwise, events after the Balance Sheet date of material size or nature are only disclosed.

## 1.3.26 Non-Current Assets Held For Sales

Non-current assets are classified as held for sale if their carrying amount will be recovered principally through a sale transaction rather than through continuing use and sale is considered highly probable.

A sale is considered highly probable when a decision has been made to sell, assets are available for immediate sale in their present condition, assets are being actively marketed and sale has been agreed or is expected to be concluded within 12 months of the date of classification.

Non-current assets held for sale are neither depreciated nor amortised.

Assets and liabilities classified as held for sale are measured at the lower of their carrying amount and fair value less cost of sale and are presented separately in the Balance Sheet.

## 1.3.27 Cash Flows Statement

Cash Flows Statements are reported using the method set out in the Ind AS – 7, “Cash Flow Statements”, whereby the Net Profit / (Loss) before tax is adjusted for the effects of the transactions of a non-cash nature, any deferrals or accrual of past or future operating cash receipts or payments and item of income or expenses associated with investing or financing cash flows. The cash flows from the operating, investing and financing activities of the Group are segregated.

## Notes to the Consolidated Financial Statements for the Period ended on March 31, 2023

### 1.3.28 Cash and Cash Equivalents

Cash and cash equivalents comprise cash on hand, cash at banks, short-term deposits and short-term, highly liquid investments that are readily convertible to known amounts of cash and which are subject to an insignificant risk of changes in value.

### 1.3.29

#### (A) Amendments to Schedule III of Companies Act, 2013

On 24 March 2021, the Ministry of Corporate Affairs (“MCA”) through a notification, amended Schedule III of the Companies Act, 2013. The amendments revise Division I, II and III of Schedule III and are applicable from 1 April 2021. Key amendments relating to Division II which relate to companies whose financial statements are required to comply with Companies (Indian Accounting Standards) Rules 2015 are:

##### Balance Sheet:

- Lease liabilities should be separately disclosed under the head 'financial liabilities', duly distinguished as current or non-current.
- Certain additional disclosures in the statement of changes in equity such as changes in equity share capital due to prior period errors and restated balances at the beginning of the current reporting period.
- Specified format for disclosure of shareholding of promoters.
- Specified format for an ageing schedule of trade receivables, trade payables, capital work-in-progress and intangible assets under development
- If a Group has not used funds for the specific purpose for which it was borrowed from banks and financial institutions, then disclosure of details of where it has been used.
- Specific disclosure under 'additional

regulatory requirement' such as compliance with approved schemes of arrangements, compliance with several layers of companies, title deeds of immovable property not held in the name of the Group, loans and advances to promoters, directors, key managerial personnel (KMP) and related parties, details of benami property held, etc.

##### Statement of profit and loss:

- Additional disclosures relating to Corporate Social Responsibility (CSR), undisclosed income and crypto or virtual currency specified under the head 'additional information' in the notes forming part of Consolidated financial statements.

#### (B) Recent Pronouncements

Ministry of Corporate Affairs (“MCA”) notifies new standards or amendments to the existing standards under Companies (Indian Accounting Standards) Rules as issued from time to time. On March 23, 2022, MCA amended the Companies (Indian Accounting Standards) Amendment Rules, 2022, applicable from 1st April 2022 as below:

##### - Ind AS 103 – Reference to Conceptual Framework

The amendments specify that to qualify for recognition as part of applying the acquisition method, the identifiable assets acquired and liabilities assumed must meet the definitions of assets and liabilities in the Conceptual Framework for Financial Reporting under Indian Accounting Standards (Conceptual Framework) issued by the Institute of Chartered Accountants of India at the acquisition date. These changes do not significantly change the requirements of Ind AS 103. The Group does not expect the amendment to have any significant impact on its financial statements.

## Notes to the Consolidated Financial Statements for the Period ended on March 31, 2023

- **Ind AS 16 – Proceeds before intended use**

The amendments mainly prohibit an entity from deducting from the cost of property, plant and equipment amounts received from selling items produced while the Group is preparing the asset for its intended use. Instead, an entity will recognize such sales proceeds and related costs in profit or loss. The Group does not expect the amendments to have any impact on its recognition of its property, plant and equipment in its financial statements.

- **Ind AS 37 – Onerous Contracts - Costs of Fulfilling a Contract**

The amendments specify that the 'cost of fulfilling' a contract comprises the 'costs that relate directly to the contract'. Costs that relate directly to a contract can either be incremental costs of fulfilling that contract (examples would be direct labour, and materials) or an allocation of other costs that relate directly to fulfilling contracts. The amendment is essentially a clarification and the Group does not expect the amendment to have any significant impact on its financial statements.

- **Ind AS 109 - Annual Improvements to Ind AS (2021)**

The amendment clarifies which fees an entity includes when it applies the '10 percent' test of Ind AS 109 in assessing whether to derecognize a financial liability. The Group does not expect the amendment to have any significant impact in its financial statements.

(C) **Critical Accounting Judgments and Key Sources of Estimation Uncertainty:**

The preparation of the Group's Financial Statements requires management to

make judgments, estimates and assumptions that affect the reported amount of revenue, expenses, assets and liabilities and the accompanying disclosures. Uncertainty about these assumptions and estimates could result in outcomes that require a material adjustment to the carrying amount of assets or liabilities affected in the next financial years.

**I. Income Tax**

The entity tax jurisdiction is in India. Significant judgments are involved in estimating budgeted profits to pay advance tax, determining the income tax provisions, including the amount expected to be paid/recovered for uncertain.

**II. Property Plant and Equipment/ Intangible Assets**

Estimates are involved in determining the cost attributable to bringing the assets to the location and condition necessary for it to be capable of operating in the manner intended by the management. Property, Plant and Equipment/Intangible Assets are depreciated/amortised over their estimated useful life, after taking into account estimated residual value. Management reviews the estimated useful life and residual values of the assets annually to determine the amount of depreciation/ amortisation to be recorded during any reporting period. The useful life and residual values are based on the Group's historical experience with similar assets and take into account anticipated technological changes. The depreciation/amortization for future periods is revised if there are significant changes from previous estimates.

## Notes to the Consolidated Financial Statements for the Period ended on March 31, 2023

### III. Defined Benefits Obligations

The costs of providing Gratuity and other post-employment benefits are charged to the Statement of Profit and Loss by Ind AS – 19, “Employee Benefits” over the period during which benefit is derived from the employees' services. It is determined by using the Actuarial Valuation and assessed based on assumptions selected by the management. An actuarial valuation involves making various assumptions that may differ from actual developments in the future. These assumptions include salary escalation rate, discount rates, expected rate of return on assets and mortality rates. Due to complexities involved in the valuation and its long term in nature, a defined benefit obligation is highly sensitive to change in these assumptions. All assumptions are reviewed at each balance sheet date.

### IV. Fair value measurements of Financial Instruments

When the fair values of financial assets and financial liabilities recorded in the balance sheet cannot be measured based on quoted prices in active markets, their fair value is measured using valuation techniques, including the discounted cash flow model, which involve various judgments and assumptions.

### V. Recoverability of Trade Receivables

Judgments are required in assessing the recoverability of overdue trade receivables and determining whether a provision against those receivables is required. Factors considered include the credit rating of the counterparty, the amount and timing of anticipated future payments and any possible actions that can be taken to mitigate the risk of non-payment.

### VI. Provisions

The timing of recognition and quantification of the liability (including litigations) requires the application of

judgment to existing facts and circumstances, which can be subject to change. The carrying amounts of provisions and liabilities are reviewed regularly and revised to take account of changing facts and circumstances.

### VII. Impairment of Financial and Non – Financial Assets

The impairment provisions for Financial Assets are based on assumptions about risk of default and expected cash loss rates. The Group uses judgment in making these assumptions and selecting the inputs to the impairment calculation, based on Group's past history, existing market conditions as well as forward-looking estimates at the end of each reporting period.

In case of non-financial assets Group estimates asset's recoverable amount, which is higher of an assets or Cash Generating Units (CGU's) fair value less costs of disposal and its value in use.

In assessing value in use, the estimated future cash flows are discounted to their present value using pre-tax discount rate that reflects current market assessments of the time value of money and the risks specific to the asset. In determining fair value less costs of disposal, recent market transactions are taken into account, if no such transactions can be identified, an appropriate valuation model is used.

### VIII. Recognition of Deferred Tax Assets and Liabilities

Deferred tax assets and liabilities are recognised for deductible temporary differences and unused tax losses for which there is probability of utilisation against the future taxable profit. The Group uses judgment to determine the amount of deferred tax that can be recognised, based upon the likely timing and the level of future taxable profits and business developments.

## Balance Sheet

Note - 2 : Property, Plant & Equipments, Right Of Use, Intangibles & Capital Work-In-Progress

### A). PROPERTY, PLANT & EQUIPMENTS

(Amount in INR lakhs)

Particulars	Land & Developments	Building	Leasehold Improvements	Plant & Machinery	Generator set	Transformers	Trucks	Motor Cars	Two Wheelers	Furniture Fixtures	Computers	Total
<b>Gross Block</b>												
As at 31 March 2021	440.64	1,530.82	342.29	7,704.81	40.37	9.68	58.56	124.20	2.95	107.24	34.24	10,395.79
Additions	-	-	-	383.22	-	-	-	16.08	2.40	2.23	1.84	405.76
Disposals/ Adjustments	-	-	-	71.28	-	-	-	-	-	-	-	71.28
As at 31 March 2022	440.64	1,530.82	342.29	8,016.75	40.37	9.68	58.56	140.27	5.35	109.47	36.08	10,730.27
Additions	-	24.91	83.19	347.16	-	-	-	50.46	-	100.89	7.85	614.46
Disposals/ Adjustments	-	-	-	-	-	-	-	-	-	-	-	-
As at 31 March 2023	440.64	1,555.72	425.48	8,363.91	40.37	9.68	58.56	190.73	5.35	210.36	43.93	11,344.74
<b>Accumulated Depreciation</b>												
As at 31 March 2021	28.16	252.29	247.44	1,454.16	21.32	6.02	13.84	101.96	2.21	67.30	28.59	2,223.28
Depreciation charge for the year	2.80	48.47	31.62	345.60	2.65	0.64	-	12.91	0.19	8.32	1.98	455.18
Reversal on Disposal / Adjustments	-	-	-	22.96	-	-	-	-	-	-	-	22.96
As at 31 March 2022	30.96	300.76	279.06	1,776.80	23.98	6.66	13.84	114.88	2.40	75.61	30.58	2,655.50
Depreciation charge for the year	2.80	48.64	31.62	359.97	2.65	0.64	-	11.34	0.32	6.87	2.44	467.28
Reversal on Disposal / Adjustments	-	-	-	-	-	-	-	-	-	-	-	-
As at 31 March 2023	33.75	349.39	310.67	2,136.77	26.63	7.29	13.84	126.21	2.72	82.49	33.02	3,122.79
<b>Net Block</b>												
Balance as on 31 March 2023	409.68	1,230.06	63.23	6,239.95	16.40	3.02	44.72	25.40	2.95	33.85	5.50	8,074.77
Balance as on 31 March 2022	406.88	1,206.33	114.81	6,227.15	13.74	2.38	44.72	64.52	2.63	127.87	10.91	8,221.95



## Balance Sheet

### Note - 2 : Property, Plant & Equipments, Right Of Use, Intangibles & Capital Work-In-Progress

#### (B). RIGHT OF USE ASSETS

(Amount in INR lakhs)

Particulars	Land & Building	Total
<b>Gross Block</b>		
As at 31 March 2021	135.19	135.19
Additions		
Disposals/ Adjustments		
As at 31 March 2022	135.19	135.19
Additions		
Disposals/ Adjustments		
As at 31 March 2023	135.19	135.19
<b>Accumulated Depreciation</b>		
As at 31 March 2021	54.99	54.99
Depreciation charge for the year	27.50	27.50
Reversal on Disposal of Assets		
As at 31 March 2022	82.49	82.49
Depreciation charge for the year	27.50	27.50
Reversal on Disposal of Assets		
As at 31 March 2023	109.98	109.98
<b>Net Block</b>		
Balance as on 31 March 2023	52.70	52.70
Balance as on 31 March 2022	25.20	25.20

Refer Note No. 34

#### ( C ). INTANGIBLE ASSETS

Particulars	Computer Software	Goodwill on Consolidation	Total
<b>Gross Block</b>			
As at 31 March 2021	1.82	116.51	118.33
Additions			
Disposals/ Adjustments			
As at 31 March 2022	1.82	116.51	118.33
Additions			
Disposals/ Adjustments			
As at 31 March 2023	1.82	116.51	118.33
<b>Accumulated Depreciation</b>			
As at 31 March 2021	1.09	-	1.09
Depreciation charge for the year	1.29	-	1.29
Reversal on Disposal of Assets			
As at 31 March 2022	1.38	-	1.37
Depreciation charge for the year	0.29	-	0.29
Reversal on Disposal of Assets			
As at 31 March 2023	1.67	-	1.66
<b>Net Block</b>			
Balance as on 31 March 2023	0.44	116.51	116.95
Balance as on 31 March 2022	0.15	116.51	116.67

#### (D). CAPITAL WORK-IN-PROGRESS

Particulars	Assets in WIP	Total
<b>Gross Block</b>		
As at 31 March 2021	387.27	387.27
Additions	148.07	148.07
Capitalised During the Year	269.69	269.69
As at 31 March 2022	265.65	265.65
Additions	555.73	269.73
Capitalised During the Year	607.90	321.90
As at 31 March 2023	213.48	213.48

Refer Note No. 43



## Balance Sheet

### Note 3 - Other Financial Assets- Non Current

(Amount in INR lakhs)

Particulars	As at March 31, 2023	As at March 31, 2022
<b>Unsecured - Considered Good</b>		
Security Deposits Against Supply	5.11	5.11
Security Deposits	119.31	112.81
Earnest Money Deposit	9.27	9.27
Vendor Registration	1.00	1.00
<b>Total</b>	<b>134.69</b>	<b>128.19</b>

### Note 4 - Inventories

Particulars	As at March 31, 2023	As at March 31, 2022
Raw materials	1,867.29	2,061.55
Work-in-progress	12,371.30	10,248.03
Finished goods/ Stock in Trad	1,773.27	1,482.19
<b>Total</b>	<b>16,011.86</b>	<b>13,791.77</b>

Note :- Raw Materials, Work in Progress and Stores and Spares are valued at Landed Cost. Finished Goods and Scrap are valued at cost or net realisable value which ever is less.

### Note 5 - Trade Receivables - Current

Particulars	As at March 31, 2023	As at March 31, 2022
Considered Goods	9,505.80	7,187.95
Less: Allowance for Expected Credit Loss (Doubtful Debts)	(47.53)	(35.94)
<b>Total</b>	<b>9,458.27</b>	<b>7,152.01</b>

Refer Note No. 41

### Note 6 - Cash & Cash Equivalents

Particulars	As at March 31, 2023	As at March 31, 2022
<b>Cash and Cash Equivalents</b>		
Cash in Hand	21.51	7.74
<b>Bank Balance</b>	-	
In Current Accounts	0.19	0.22
In Deposit Accounts (maturity within 3 months from reporting date)	325.00	82.01
Cheque Issued but Not Cleared	-	-
<b>Total</b>	<b>346.71</b>	<b>89.97</b>

Note - Cash in hand is certified in verified by the management of the company as on last date of reporting period and respective financial year.

### Note 7- Other Bank Balances

Particulars	As at March 31, 2023	As at March 31, 2022
Balances with bank in Fixed deposit accounts (maturity More than 3 months but less than 12th Months from reporting date)	968.86	1,097.09
Fixed deposit more than 12 Month	40.64	112.30
<b>Total</b>	<b>1,009.50</b>	<b>1,209.39</b>



## Balance Sheet

### Note 8 - Loans

(Amount in INR lakhs)

Particulars	As at March 31, 2023	As at March 31, 2022
Loans to Staff	31.11	27.92
Loans to Others	101.63	11.54
<b>Total</b>	<b>132.74</b>	<b>39.46</b>

### Note 9 - Other Financial Assets

Particulars	As at March 31, 2023	As at March 31, 2022
<b>Other Financial Assets</b>		
Advance for Cash or in Kind or for value to be received	51.29	44.24
Interest Receivable from Power Security	4.34	3.21
Short Term Security Deposit Against Supply	97.15	56.73
<b>Total</b>	<b>152.78</b>	<b>104.18</b>

### Note 10 - Other Current Assets

Particulars	As at March 31, 2023	As at March 31, 2022
Loans & Advances		
Advance for Expenses	7.89	28.24
Advance to Suppliers	272.98	215.62
Prepaid Expenses	280.20	230.41
Balances with Revenue Authorities	434.04	536.63
Advance for Capital Goods	129.28	137.49
Others		
MEIS Licenece Account	0.03	14.76
Others	496.42	293.78
<b>Total</b>	<b>1,620.84</b>	<b>1,456.93</b>

### Note 11 - Other Tax Assets

Particulars	As at March 31, 2023	As at March 31, 2022
Prepaid Income Tax/ TDS (Net of Prov, if any)	52.77	49.16
<b>Total</b>	<b>52.77</b>	<b>49.16</b>

### Note 12 - Equity Share Capital

Particulars	As at March 31, 2023	As at March 31, 2022
<b>Authorised</b>		
25,500,000 (Previous Year 20,000,000) Equity Shares of Rs. 10 each	2,550.00	2,000.00
0 (Previous Year 2,500,000) Preference Shares of Rs. 10 each	-	250.00
	<b>2,550.00</b>	<b>2,250.00</b>
Issued, Subscribed & Paid up		
2,27,88,347 Equity Shares of Rs. 10 each fully paid up	2,278.83	1,994.03
<b>Total</b>	<b>2,278.83</b>	<b>1,994.03</b>



## Balance Sheet

**Notes : a) Details of Shares held by each shareholder holding more than 5% of share capital** (Amount in INR lakhs)

Particulars	As at 31 march 2023	
	No of Shares	% held
<b>Equity Shares</b>		
Sheikh Naseem	73.69	32.34%
Isha Infrapower Private Limited	57.21	25.10%

Particulars	As at 31 march 2022	
	No of Shares	% held
<b>Equity Shares</b>		
Sheikh Naseem	73.69	36.96%
Isha Infrapower Private Limited	57.21	28.69%
Emerging India Growth Fund CVVF V	51.28	25.72%

**b) Details of Shares held by Promoter of the company and change in stake of the company during the year**

Particulars	As at 31 march 2023		
	No of Shares	% held	% Change
<b>Equity Shares</b>			
Sheikh Naseem	73.69	32.34%	4.62%
Shivani Sheikh	7.00	3.07%	0.44%
Isha Infrapower Pvt Ltd.	57.21	25.10%	3.59%

Particulars	As at 31 march 2022		
	No of Shares	% held	% Change
<b>Equity Shares</b>			
Sheikh Naseem	73.69	36.96%	0.00%
Shivani Sheikh	7.00	3.51%	0.00%
Isha Infrapower Pvt Ltd.	57.21	28.69%	0.00%

### Note 13 - Other Equity

Particulars	As at	As at
	March 31, 2023	March 31, 2022
<b>Securities Premium Reserve</b>		
Balance at the beginning of the year	498.47	498.47
Add : Securities premium credited on share issue	1,200.19	-
Less: Utilised towards issue of bonus shares during the year	-	-
<b>Balance at the end of the year ( A )</b>	<b>1,698.66</b>	<b>498.47</b>
<b>Retained Earning</b>		
Balance at the beginning of the year	3,969.48	3,405.45
Add: Net Profit/(Net Loss) For the year	910.89	661.92
Less: Non Controlling Interest	(148.92)	(97.90)
Other Adjustment (Transition Provision)	-	-
<b>Balance at the end of the year ( B )</b>	<b>4,731.45</b>	<b>3,969.47</b>



## Balance Sheet

(Amount in INR lakhs)

Particulars	As at March 31, 2023	As at March 31, 2022
<b>Capital Reserve</b>		
Opening Balance*	152.85	152.85
Add : During the Year	-	-
Less: Appropriations during the year	-	-
<b>Balance at the end of the year ( C )</b>	<b>152.85</b>	<b>152.85</b>
<b>Capital Reserve On Consolidation</b>		
Opening Balance*	45.24	45.24
Add : During the Year	-	-
Less: Appropriations during the year	-	-
<b>Balance at the end of the year ( D )</b>	<b>45.24</b>	<b>45.24</b>
<b>( I ) TOTAL (A+B+C+D)</b>	<b>6,628.20</b>	<b>4,666.03</b>
Other Comprehensive Income (OCI)		
Balance at the beginning of the year	17.26	11.41
Changes during the year	(9.39)	6.07
Balance at the end of the year	<b>7.87</b>	<b>17.48</b>
<b>Non Controlling Interest</b>		
Less :- Share of Non Controlling Interest	0.62	0.23
<b>Balance at the end of the year ( E )</b>	<b>7.25</b>	<b>17.25</b>
<b>( II )Total Other Equity ( I + E )</b>	<b>6,635.44</b>	<b>4,683.28</b>

\*Out of above Capital Reserve, Rs. 152.85 Lacs (Previous Year Rs. 152.85 Lacs) is on account of Investment and Employment Subsidy under Rajasthan Investment Promotion Scheme, 2010 .

### Note 14 - Long Term Borrowings

Particulars	As at March 31, 2023	As at March 31, 2022
<b>Secured Borrowings</b>		
From Banks and NBFC	2,863.52	2,492.78
Less: IND AS Transaction Cost Adjustment	15.63	4.34
<b>Total</b>	<b>2,847.89</b>	<b>2,488.44</b>
<b>Unsecured Borrowings</b>		
Inter Corporate Deposits	-	-
From Banks and NBFC	-	-
Less: Transaction Cost Adjustment	-	-
<b>Total</b>	<b>-</b>	<b>-</b>
<b>Loans from Directors &amp; Intercompany</b>		
Intercompany Deposit	838.21	1,551.83
Loans From directors	462.69	317.05
<b>Total</b>	<b>1,300.90</b>	<b>1,868.88</b>
<b>Total</b>	<b>4,148.79</b>	<b>4,357.32</b>

Note :-Refer Note Number 14.1 for term & Condition related to Borrowing Taken By Company



## Balance Sheet

### Note 14A - Long Term Lease Liabilities

(Amount in INR lakhs)

Particulars	As at March 31, 2023	As at March 31, 2022
Lease Liabilities	-	36.64
<b>Total</b>	<b>-</b>	<b>36.64</b>

Note :-Refer Note Number-35 for Lease Liabilities

### Note 15 - Long Term Provisions

Particulars	As at March 31, 2023	As at March 31, 2022
<b>Provision for Employee benefits</b>		
Gratuity	42.60	12.56
<b>Total</b>	<b>42.60</b>	<b>12.56</b>

### Note 16 - Deferred Tax Assets / Liabilities

Particulars	As at March 31, 2023	As at March 31, 2022
Allowance for doubtful debts	47.53	35.94
Unabsorbed Loss and Depreciation Carried Forward	701.13	947.86
Deferred Tax Assets on Gratuity Liability	44.64	33.19
Deferred tax on lease liability created under Ind AS 116	36.64	72.98
<b>Total Assets</b>	<b>829.94</b>	<b>1,089.97</b>
<b>Total Deferred Tax Assets</b>	<b>209.95</b>	<b>275.06</b>
WDV as Per Companies Act 2013	7,984.54	7,834.86
WDV as Per Income Tax Act	4,667.45	4,748.03
<b>Difference in WDV</b>	<b>3,317.10</b>	<b>3,086.83</b>
Deferred tax on ROU asset created under Ind AS 116	24.79	51.84
EIR on Term Loan	15.63	4.46
Deferred Tax Liability on Plant Assets (Gratuity)	-	-
<b>Total Liability</b>	<b>3,357.52</b>	<b>3,143.13</b>
<b>Total Deferred Tax Liability</b>	<b>881.55</b>	<b>830.62</b>
<b>Closing (DTA)/DTL at the year end</b>	<b>671.60</b>	<b>555.56</b>
<b>Opening (DTA) / DTL</b>	<b>555.56</b>	<b>455.09</b>
<b>(DTA) / DTL Created during Current Years</b>	<b>116.04</b>	<b>100.47</b>



## Balance Sheet

### Note 17 - Short Term Borrowings

(Amount in INR lakhs)

Particulars	As at March 31, 2023	As at March 31, 2022
<b>Secured (Repayable on Demand) (From Bank)</b>		
State Bank Of India CC	2,783.41	3,083.15
State Bank Of India SLC	99.34	100.74
State Bank Of India EPC	696.66	655.30
Bajaj Finance Limited - WCDL	200.00	
<b>Total</b>	<b>3,779.41</b>	<b>3,839.19</b>
<b>Current Maturities of Non-Current Borrowings</b>		
Current maturities of Long-Term Debt	1,139.92	1,158.60
Less: Transaction Cost Adjustment	-	0.12
<b>Total</b>	<b>1,139.92</b>	<b>1,158.48</b>
<b>Unsecured (Repayable on Demand)</b>		
From Banks and NBFC	2,205.26	2,457.68
<b>Total</b>	<b>7,124.59</b>	<b>7,455.35</b>

Note:-Refer Note Number 14.2 for term & Condition related to Borrowing Taken By Company

### Note 17A - Short Term Liabilities

Particulars	As at March 31, 2023	As at March 31, 2022
Current maturities of Lease Liabilities	36.64	36.34
<b>Total</b>	<b>36.64</b>	<b>36.34</b>

Note:-Refer Note Number-35 for Lease Liabilities

### Note 18 - Trade Payables

Particulars	As at March 31, 2023	As at March 31, 2022
<b>Trade Payables Others</b>		
Trade Payables for Supplies	9,478.50	10,994.27
Trade Payables for Capital Goods	139.26	114.75
Trade Payables for Expenses	199.81	163.56
<b>Total</b>	<b>9,817.57</b>	<b>11,272.58</b>
<b>Trade Payables MSME</b>		
Trade Payables for Supplies	4,454.08	794.44
Trade Payables for Capital Goods	-	-
Trade Payables for Expenses	-	-
<b>Total</b>	<b>4,454.08</b>	<b>794.44</b>
<b>Total</b>	<b>14,271.65</b>	<b>12,067.02</b>

Note :-Refer Note Number-42

The Company has initiated the process of identification of Vendors which falls under category of MSME, the disclosure relating to amount due to MSME are made to the extent information received.

Trade Payables for Suppliers includes payables against LC, BG and Rxl Bills Discounting and Invoice Mart Bills Discounting which is Trade Payables Bills Discounting facility Taken by the Company.



## Balance Sheet

### Note 19 - Short Term Provisions

(Amount in INR lakhs)

Particulars	As at March 31, 2023	As at March 31, 2022
Provision for Expense	99.67	68.72
Provision for Tax	-	-
<b>Provision for Employee benefits</b>		
Leave Encashment	-	-
Gratuity (Unfunded)	2.04	1.62
<b>Total</b>	<b>101.71</b>	<b>70.34</b>

### Note 20 - Other Current Liabilities (Non Financial)

Particulars	As at March 31, 2023	As at March 31, 2022
Advnace from customers	202.92	195.96
Statutory Dues - GST and others	101.27	83.83
<b>Total</b>	<b>304.20</b>	<b>279.79</b>

### Note 21 - Current Tax Liabilities

Particulars	As at March 31, 2023	As at March 31, 2022
Provision for Income Tax [net of prepaid taxes]	28.97	-
<b>Total</b>	<b>28.97</b>	<b>-</b>

## Consol Loan Notes New

(Amount in INR lakhs.)

Sno.	Lender	Nature of Facility	Loan (Amount in Lakhs)	Outstanding as on 31st March, 2023 (Amount in Lakhs)	Rate of Interest/ Margin	Repayment Terms	Security / Principal terms and condition	Collateral Security / Other Condition
<p><b>14.1 Long Term Borrowings</b>  <b>SHERA ENERGY LIMITED</b></p>								
1	SIDBI	Sub Debts	360.00	127.5	13.90%	48 monthly installment wef Sep 2020.	Residual charge on all the movable and current assets of the company	1) SIDBI Sub Debts & ECLGS is secured by residual charge by way of mortgage of all leasehold rights of immovable properties of M/s Shera Metal & Engineers situated at Plot No. F-269(B), Road No. 13, VKIA, Jaipur, Plot No. C-950(A-2), Road No. 14, VKIA, Jaipur, Plot No. F-132, G-1-63, G-1-64, G-1-66, Kaladera Industrial Area, Chomu, Jaipur 2) SIDBI SUB Debts & ECLGS is secured by residual charge by way of mortgage of all leasehold rights of immovable properties of the company situated at G-1-84, Kaladera Industrial Area, Chomu, Jaipur. 3) SIDBI SUB Debts is covered by guarantee of Sheikh Naseem & Shivani Sheikh
2	SIDBI	ECLGS	72.00	48.00	8.25%	36 monthly installment wef April 2022	1) Residual charge on all the movable and current assets of the company 2) First charge by hypothecation on plant, machinery, equipment, Tools, Accessories & all other assets which are proposed to be acquired under the project.	1) SIDBI Sub Debts & ECLGS is secured by residual charge by way of mortgage of all leasehold rights of immovable properties of M/s Shera Metal & Engineers situated at Plot No. F-269(B), Road No. 13, VKIA, Jaipur, Plot No. C-950(A-2), Road No. 14, VKIA, Jaipur, Plot No. F-132, G-1-63, G-1-64, G-1-66, Kaladera Industrial Area, Chomu, Jaipur 2) SIDBI SUB Debts & ECLGS is secured by residual charge by way of mortgage of all leasehold rights of immovable properties of the company situated at G-1-84, Kaladera Industrial Area, Chomu, Jaipur.
3	State Bank of India	GECL	597.00	443.25	9.25%	48 Monthly wef 30/04/2022	Extension of 2nd charge over the existing securities available to SBI.	Extension of 2nd charge over the existing securities available to SBI. Excluding personal guarantee and corporate guarantee.
4	State Bank of India	GECL	297.00	296.74	9.25%	48 Monthly wef 31/03/2024	Extension of 2nd charge over the existing securities available to SBI.	Extension of 2nd charge over the existing securities available to SBI. Excluding personal guarantee and corporate guarantee.

## Consol Loan Notes New

(Amount in INR lakhs)

Sno.	Lender	Nature of Facility	Loan (Amount in Lakhs)	Outstanding as on 31st March, 2023 (Amount in Lakhs)	Rate of Interest/ Margin	Repayment Terms	Security / Principal terms and condition	Collateral Security / Other Condition
<b>SHERA MATEL PRIVATE LIMITED</b>								
1	SIDBI	Term Loan	200.00	26.60	10.40%	The loan repaid in 54 monthly installments comprising first 18 installments of Rs. 2.60 Lacs Each, followed by next 24 installments of Rs. 3.70 Lacs each, followed by next 11 installments of Rs. 5.40 Lacs each and followed by 54th and final installment of Rs. 5.00 Lacs after a moratorium of 6 months from the date of first disbursement.	<p>1) Extension of first charge in favour of SIDBI by way of equitable mortgage of entire immovable properties of borrower under the project situated at Plot No. SP-12, SKS Industrial Area Ext, Dist Sikar, Rajasthan.</p> <p>2) Extension of first charge in favour of SIDBI by way of hypothecation of all the movable assets (save and except current assets) of the borrower including plant &amp; machinery with spares, tools and accessories, the furniture and fittings and office equipment etc. both present and future.</p> <p>3) Extension of second charge by way of hypothecation on all the borrower current assets including stock, raw materials, semi finished and finished goods, consumable goods, book debts including actionable claims and such other movables, both present and future (First charge holder being SBI).</p> <p>4) Irrevocable and unconditional personal guarantees of Shri Sheikh Naseem and Smt Shivani Sheikh.</p>	
2	SIDBI	Term Loan	93.00	61.33	8.84%	The loan repaid in 78 monthly installments comprising first 12 installments of Rs. 1.00 Lacs Each, followed by next 12 installments of Rs. 2.00 Lacs each, followed by next 12 installments of Rs. 3.00 Lacs each and followed by next 12 installment of Rs. 4.00 Lacs each, followed by next 12 installment of Rs. 5.00	<p>1) Extension of first charge in favour of SIDBI by way of equitable mortgage of entire immovable properties of borrower under the project situated at Plot No. SP-12, SKS Industrial Area Ext, Dist Sikar, Rajasthan.</p> <p>2) Extension of first charge in favour of SIDBI by way of hypothecation of all the movable assets (save and except current assets) of the borrower including plant &amp; machinery with spares, tools and accessories, the furniture and fittings and office equipment etc. both present and future.</p> <p>3) Extension of second charge by way of hypothecation on all the borrower current assets including stock, raw materials, semi finished and finished goods, consumable goods, book debts including actionable claims and such other movables, both present and future (First charge holder being SBI).</p>	



## Consol Loan Notes New

(Amount in INR lakhs)

Sno.	Lender	Nature of Facility	Loan (Amount in Lakhs)	Outstanding as on 31st March, 2023 (Amount in Lakhs)	Rate of Interest/ Margin	Repayment Terms	Security / Principal terms and condition	Collateral Security / Other Condition
3	SIDBI	Term Loan	186.67	122.67	9.16%	Lacs each, followed by next 17 installments of Rs. 5.50 Lacs each and followed by 78th and final installment of Rs. 6.50 Lacs after a moratorium of 6 months from the date of first disbursement.	4. Irrevocable and unconditional personal guarantees of Shri Sheikh Naseem and Smt Shivani Sheikh.	
4	SIDBI	Term Loan	6.67	3.08	11.65%	The loan repaid in 78 monthly installments comprising first 77 installments of Rs. 25600 each, and followed by 78 th and final installment of Rs. 28800 after a moratorium of 6 months from the date of first disbursement.	1) Extension of first charge in favour of SIDBI by way of equitable mortgage of entire immovable properties of borrower under the project situated at Plot No. SP-12, SKS Industrial Area Ext, Dist Sikar, Rajasthan. 2) Extension of first charge in favour of SIDBI by way of hypothecation of all the movable assets (save and except current assets) of the borrower including plant & machinery with spares, tools and accessories, the furniture and fittings and office equipment etc. both present and future. 3) Extension of second charge by way of hypothecation on all the borrower current assets including stock, raw materials, semi finished and finished goods, consumable goods, book debts including actionable claims and such other movables, both present and future (First charge holder being SBI).	
5	SIDBI	Term Loan	13.33	6.16	11.65%		4) Irrevocable and unconditional personal guarantees of Shri Sheikh Naseem and Smt Shivani Sheikh.	

## Consol Loan Notes New

(Amount in INR lakhs)

Sno.	Lender	Nature of Facility	Loan (Amount in Lakhs)	Outstanding as on 31st March, 2023 (Amount in Lakhs)	Rate of Interest/ Margin	Repayment Terms	Security / Principal terms and condition	Collateral Security / Other Condition
6	SIDBI	Term Loan	150.00	20.00	8.89%	The loan repaid in 30 monthly installments of Rs. 5.00 Lacs each after a moratorium of 6 months from the date of first disbursement.	1) Extension of first charge in favour of SIDBI by way of equitable mortgage of entire immovable properties of borrower under the project situated at Plot No. SP-12, SKS Industrial Area Ext, Dist Sikar, Rajasthan. 2) Extension of first charge in favour of SIDBI by way of hypothecation of all the movable assets (save and except current assets) of the borrower including plant & machinery with spares, tools and accessories, the furniture and fittings and office equipment etc. both present and future. 3) Extension of second charge by way of hypothecation on all the borrower current assets including stock, raw materials, semi finished and finished goods, consumable goods, book debts including actionable claims and such other movables, both present and future (First charge holder being SBI). 4) Irrevocable and unconditional personal guarantees of Shri Sheekh Naseem and Smt Shivani Sheikh.	
7	SIDBI	Term Loan	92.00	47.80	9.80%	The loan repaid in 54 monthly installments comprising first 53 installments of Rs. 1.70 Lacs each, and followed by 54th and final installment of Rs. 1.90 Lacs each after a moratorium of 6 months from the date of first disbursement.	1) Extension of first charge in favour of SIDBI by way of equitable mortgage of entire immovable properties of borrower under the project situated at Plot No. SP-12, SKS Industrial Area Ext, Dist Sikar, Rajasthan. 2) Extension of first charge in favour of SIDBI by way of hypothecation of all the movable assets (save and except current assets) of the borrower including plant & machinery with spares, tools and accessories, the furniture and fittings and office equipment etc. both present and future.	

## Consol Loan Notes New

(Amount in INR lakhs)

Sno.	Lender	Nature of Facility	Loan (Amount in Lakhs)	Outstanding as on 31st March, 2023 (Amount in Lakhs)	Rate of Interest/ Margin	Repayment Terms	Security / Principal terms and condition	Collateral Security / Other Condition
8	SIDBI	Term Loan	295.50	295.50	7.85%	The loan repaid in 36 monthly installments after a moratorium of 24 months from the date of first disbursement.	<p>3) Extension of second charge by way of hypothecation on all the borrower current assets including stock, raw materials, semi finished and finished goods, consumable goods, book debts including actionable claims and such other movables, both present and future (First charge holder being SBI).</p> <p>4) Irrevocable and unconditional personal guarantees of Shri Sheikh Naseem and Smt Shivani Sheikh.</p>	
							<p>1) Extension of first charge in favour of SIDBI by way of equitable mortgage of entire immovable properties of borrower under the proejct situated at Plot No. SP-12, SKS Industrial Area Ext, Dist Sikar, Rajasthan.</p> <p>2) Extension of first charge in favour of SIDBI by way of hypothecation of all the movable assets (save and except current assets) of the borrower including plant &amp; machinery with spares, tools and accessories, the furniture and fittings and office equipment etc. both present and future.</p> <p>3) Extension of second charge by way of hypothecation on all the borrower current assets including stock, raw materials, semi finished and finished goods, consumable goods, book debts including actionable claims and such other movables, both present and future (First charge holder being SBI).</p> <p>4) First charge by way of hypothecation in favour of SIDBI of the Plant &amp; Machinery, equipment, tools, spares, accessories and all other assets which have been or proposed to be acquired under the proejct/ scheme. The WCTL facility granted under TWARIT shall rank second charge with the existing credit facilities in terms of cash flows and security.</p>	

## Consol Loan Notes New

(Amount in INR lakhs)

Sno.	Lender	Nature of Facility	Loan (Amount in Lakhs)	Outstanding as on 31st March, 2023 (Amount in Lakhs)	Rate of Interest/ Margin	Repayment Terms	Security / Principal terms and condition	Collateral Security / Other Condition
9	SBI	Term Loan	201.00	93.40	9.25%	36 Monthly installments starting from 30/09/2021 to 31/08/2024	Extension of pari passu charge over the securities available to SBI excluding personal guarantees of promoters.	
10	SBI	Term Loan	100.00	99.90	9.25%	The loan repaid in 36 monthly installments after a moratorium of 24 months.	Extension of pari passu charge over the securities available to SBI excluding personal guarantees of promoters.	

## Consol Loan Notes New

(Amount in INR lakhs)

Sno.	Lender	Nature of Facility	Loan (Amount in Lakhs)	Outstanding as on 31st March, 2023 (Amount in Lakhs)	Rate of Interest/ Margin	Repayment Terms	Security / Principal terms and condition	Collateral Security / Other Condition
<b>RAJPUTANA INDUSTRIES LIMITED</b>								
1	State Bank of India	Term Loan	1490.00	95.39	11.00%	In 84 Installments, 83 Installments of Rs. 17.74 Lacs and last installment of Rs. 17.58 Lacs	Primary : Par passu charge on all the fixed assets (present and future) excluding factory land & building at Plot No SP-3, RIICO Industrial Area, SKS Reengus Ext, Sikar. Collateral 1) Extension of charge on entire current assets ( present & future) including stocks of raw material, spares, consumables, WIP & finished goods and receivables of the company 2) Pari passu charge on factory land & building bearing survey number SP-3, SKS Industrial Area, Reengus Ext, Sikar, Rajasthan. 3. Personal guarantee of Shri Sheikh Naseem and Shivani Sheikh	
2	State Bank of India	Term Loan	168.00	10.10	11.00%	In 84 Installments, 83 Installments of Rs. 7.74 Lacs and last installment of Rs. 7 Lacs	Primary : Par passu charge on all the fixed assets (present and future) excluding factory land & building at Plot No SP-3, RIICO Industrial Area, SKS Reengus Ext, Sikar. Collateral 1) Extension of charge on entire current assets ( present & future) including stocks of raw material, spares, consumables, WIP & finished goods and receivables of the company 2) Pari passu charge on factory land & building bearing survey number SP-3, SKS Industrial Area, Reengus Ext, Sikar, Rajasthan. 3. Personal guarantee of Shri Sheikh Naseem and Shivani Sheikh	
3	State Bank of India	Term Loan	432.00	79.05	11.00%		Primary : Par passu charge on all the fixed assets (present and future) excluding factory land & building at Plot No SP-3, RIICO Industrial Area, SKS Reengus Ext, Sikar. Collateral 1) Extension of charge on entire current assets ( present & future) including stocks of raw material, spares, consumables, WIP & finished goods and receivables of the company 2) Pari passu charge on factory land & building bearing survey number SP-3, SKS Industrial Area, Reengus Ext, Sikar, Rajasthan. 3. Personal guarantee of Shri Sheikh Naseem and Shivani Sheikh	



## Consol Loan Notes New

(Amount in INR lakhs)

Sno.	Lender	Nature of Facility	Loan (Amount in Lakhs)	Outstanding as on 31st March, 2023 (Amount in Lakhs)	Rate of Interest/ Margin	Repayment Terms	Security / Principal terms and condition	Collateral Security / Other Condition
4	State Bank of India	Term Loan	250.00	91.20	11.00%	96 Months including 12 months moratorium period	Primary : Par passu charge on all the fixed assets (present and future) excluding factory land & building at Plot No SP-3, RIICO Industrial Area, SKS Reengus Ext, Sikar. Collateral  1) Extension of charge on entire current assets (present & future) including stocks of raw material, spares, consumables, WIP & finished goods and receivables of the company  2) Pari passu charge on factory land & building bearing survey number SP-3, SKS Industrial Area, Reengus Ext, Sikar, Rajasthan.  3. Personal guarantee of Shri Sheikh Naseem and Shivani Sheikh	
5	State Bank of India	Term Loan	360.00	170.91	11.00%	In 84 Installments, 83 Installments of Rs. 4.30 Lacs and last installment of Rs. 3.10 Lacs	Primary : Par passu charge on all the fixed assets (present and future) excluding factory land & building at Plot No SP-3, RIICO Industrial Area, SKS Reengus Ext, Sikar. Collateral  1) Extension of charge on entire current assets (present & future) including stocks of raw material, spares, consumables, WIP & finished goods and receivables of the company  2) Pari passu charge on factory land & building bearing survey number SP-3, SKS Industrial Area, Reengus Ext, Sikar, Rajasthan.  3. Personal guarantee of Shri Sheikh Naseem and Shivani Sheikh	

## Consol Loan Notes New

(Amount in INR lakhs)

Sno.	Lender	Nature of Facility	Loan (Amount in Lakhs)	Outstanding as on 31st March, 2023 (Amount in Lakhs)	Rate of Interest/ Margin	Repayment Terms	Security / Principal terms and condition	Collateral Security / Other Condition
6	State Bank of India	GECL	153.00	152.86	9.25%	In 36 monthly installments of Rs 4.25 Lacs each and first installment commencing from 31.03.2024	Extension of charge over the primary & collateral security including mortgages created in favour of the bank on second charge basis with the existing credit facilities, in terms of cash flow( including repayments)	
7	State Bank of India	GECL	305.00	141.91	9.25%	In 36 monthly installments of Rs 847222 starting from 30/09/2021	Extension of pari passu charge over the security available to SBI excluding personal guarantee.	
8	Bajaj Finance Limited	Term Loan	1000.00	1000.00	10.60%	20 Quarterly installments of Rs. 50,00,000 starting from April 2023	First pari passu charge on immovable property situated at SP-3, SKS Industrial Area, Reengus ext, Sikar, Rajasthan and first pari passu charge on entire movable fixed assets of the company. Personal guarantee of Sheikh Naseem and Shivani Sheikh.	
9	Tata Capital Financial Services Limited	Term Loan	750.00	495.83	10.50%	First 12 installments of Rs. 6,25,000 and 13 to 60 installments of Rs. 14,06,250	Personal guarantee of Sheikh Naseem and Shivani Sheikh and creation charge on movable and immovable fixed assets on pari passu basis yet to be obtained.	
10	HDFC	Vehicle Loan	39.90	39.55	8.50%	in 84 EMI of Rs. 63187/-	First and exclusive charge on Vehicle	

## Consol Loan Notes New

(Amount in INR lakhs)

Sno.	Lender	Nature of Facility	Loan (Amount in Lakhs)	Outstanding as on 31st March, 2023 (Amount in Lakhs)	Rate of Interest/ Margin	Repayment Terms	Security / Principal terms and condition	Collateral Security / Other Condition
11	Bank of Baroda	Vehicle Loan	17.70	9.45	9.60%	In 60 EMI of Rs. 35341/-	First and exclusive charge on Vehicle	
12	HDFC	Vehicle Loan	29.34	12.85	9.00%	In 60 EMI of Rs. 60905/-	First and exclusive charge on Vehicle	
13	HDFC	Vehicle Loan	17.95	12.40	7.43%	In 60 EMI of Rs. 35910/-	First and exclusive charge on Vehicle	

## Consol Loan Notes New

(Amount in INR lakhs)

Sno.	Lender	Nature of Facility	Loan (Amount in Lakhs)	Outstanding as on 31st March, 2023 (Amount in Lakhs)	Rate of Interest/ Margin	Repayment Terms	Security / Principal terms and condition	Collateral Security / Other Condition
1	State Bank of India	Cash Credit Limit	2900.00	2489.29	9.35%	On Demand	Ist Pari Passu charge on all the current assets of the company	<p>1) Ist Pari Passu charge on entire plant &amp; machineries of the company.</p> <p>2) Pari Pasu Charge of factory land &amp; building situated at G-1-84 (by Equitable Mortgage) Kaladera Industrial Area, Chomu, Jaipur in the name of Shera Energy Private Limited.</p> <p>3) Pari pasu Charge of factory land &amp; building situated at F-132, Kaladera Industrial Area, Chomu, Jaipur in the name of Shera Metal and Engineers.</p> <p>4) Pari Pasu Charge of factory land &amp; building situated at G-1-63-64-65-66, Kaladera Industrial Area, Chomu, Jaipur in the name of Shera Metal and Engineers.</p> <p>5) Pari Pasu Charge of factory land &amp; building situated at C-950(A-2), Road No. 14, VKIA, Jaipur in the name of Shera Metal and Engineers.</p> <p>6) Pari Pasu Charge of factory land &amp; building situated at F-269(B), Road No. 13, VKIA, Jaipur in the name of Shera Metal and Engineers.</p> <p>7) The above loans have been guaranteed by directors Sheikh Naseem &amp; Shivani Sheikh and further corporate guarantee of Shera Metal and Engineers (Prop Sheikh Naseem) and Keshav Electricals Private Limited.</p>
<p><b>14.2 Short Term Borrowing</b>  <b>SHERA ENERGY LIMITED</b></p>								

## Consol Loan Notes New

(Amount in INR lakhs)

Sno.	Lender	Nature of Facility	Loan (Amount in Lakhs)	Outstanding as on 31st March, 2023 (Amount in Lakhs)	Rate of Interest/ Margin	Repayment Terms	Security / Principal terms and condition	Collateral Security / Other Condition
2	State Bank of India	S/LC Limit	100.00	99.34	10.35%	On Demand	Ist Pari Passu charge on all the current assets of the company	<p>1) Ist Pari Passu charge on entire plant &amp; machineries of the company.</p> <p>2) Pari Pasu Charge of factory land &amp; building situated at G-1-84 (by Equitable Mortgage) Kaladera Industrial Area, Chomu, Jaipur in the name of Shera Energy Private Limited.</p> <p>3) Pari pasu Charge of factory land &amp; building situated at F-132, Kaladera Industrial Area, Chomu, Jaipur in the name of Shera Metal and Engineers.</p> <p>4) Pari Pasu Charge of factory land &amp; building situated at G-1-63-64-65-66, Kaladera Industrial Area, Chomu, Jaipur in the name of Shera Metal and Engineers.</p> <p>5) Pari Pasu Charge of factory land &amp; building situated at C-950(A-2), Road No. 14, VKIA, Jaipur in the name of Shera Metal and Engineers.</p> <p>6) Pari Pasu Charge of factory land &amp; building situated at F-269(B), Road No. 13, VKIA, Jaipur in the name of Shera Metal and Engineers.</p> <p>7) The above loans have been guaranteed by directors Sheikh Naseem &amp; Shivani Sheikh and further corporate guarantee of Shera Metal and Engineers (Prop Sheikh Naseem) and Keshav Electricals Private Limited.</p>





## Consol Loan Notes New

(Amount in INR lakhs)

Sno.	Lender	Nature of Facility	Loan (Amount in Lakhs)	Outstanding as on 31st March, 2023 (Amount in Lakhs)	Rate of Interest/ Margin	Repayment Terms	Security / Principal terms and condition	Collateral Security / Other Condition
3	Yes Bank	Channel Finance Limit	400.00	400.24	7.90%	On Demand	Unsecured	1) The channel finance limit from Yes bank guaranteed by Sheikh Naseem and Shivani Sheikh.
4	Hero Fincorp Limited	Channel Finance Limit	300.00	299.92	10.50%	On Demand	Unsecured	1) The channel finance limit from Yes bank guaranteed by Sheikh Naseem and Shivani Sheikh.
5	Vivriti Capital Limited	Channel Finance Limit	400.00	401.04	10.50%	On Demand	Unsecured	1) The channel finance limit from Vivriti Capital Limited guaranteed by Sheikh Naseem, Shivani Sheikh and Corporate Guarantee of Isha Infra Power Private Limited & Charge on the Assets Funded from VCPL Limits.
6	Kotak Mahindra Bank Limited	Channel Finance Limit	200.00	197.03	10.80%	On Demand	Unsecured	1) The channel finance limit from KMBL guaranteed by Sheikh Naseem and Shivani Sheikh

## Consol Loan Notes New

(Amount in INR lakhs)

Sno.	Lender	Nature of Facility	Loan (Amount in Lakhs)	Outstanding as on 31st March, 2023 (Amount in Lakhs)	Rate of Interest/ Margin	Repayment Terms	Security / Principal terms and condition	Collateral Security / Other Condition
<b>SHERA METAL PRIVATE LIMITED</b>								
1	State Bank of India	Cash Credit	303.34	291.73	10.5%	On Demand	1st charge on entire current assets of the company.	Exclusive charge on residential flat no. 201, second floor, krishna Enclave II, situate at Plot No. C-2, Gokulpura, Kalwar Road. Jaipur
		PCFC	696.66	696.66	4.88%		Second charge on all fixed assets including factory land & building on Plot No. SP1-2, RIICO Industrial Area, SKS Reengus Ext, Sikar Pledge of 19,60,000 shares of the company owned by Sheikh Naseem	
2	ICICI Bank	Channel Finance	500.00	505.65	Repo rate +4.00 %. Present rate of interest 10.50 % P.A.	On Demand	NIL	Personal guarantee of Sheikh Naseem and Shivani Sheikh. Corporate guarantee of Shera Energy Private Limited and Keshav Electricals Private Limited.
3	Hero Fincorp Limited	Channel Finance	200.00	199.98	10.5% PA	On Demand	NIL	The channel finance limit from Hero Fincorp Limited guaranteed by Sheikh Naseem and Shivani Sheikh

## Consol Loan Notes New

(Amount in INR lakhs)

Sno.	Lender	Nature of Facility	Loan (Amount in Lakhs)	Outstanding as on 31st March, 2023 (Amount in Lakhs)	Rate of Interest/ Margin	Repayment Terms	Security / Principal terms and condition	Collateral Security / Other Condition
<b>RAJPUTANA INDUSTRIES LIMITED</b>								
1	State Bank of India	Cash Credit Limit	60.00	2.40	11.50%	On Demand	Ist pari passu charge on entire current assets of the company	1. Pari passu charge on factory land & building situated at Plot No SP -3, RIICO Industrial Area, Reengus Ext, Sikar, Rajasthan. 2. Pari passu charge over all the fixed assets. 3. Personal guarantee of Sheikh Naseem and Shivani Sheikh
2	Tata Capital Financial Services Ltd	WCDDL	200.00	201.39	11.00%	On Demand	NIL	Personal guarantee of Sheikh Naseem and Shivani Sheikh
3	Bajaj Finance Limited	WCDDL	500.00	200.00	10.60%	On Demand	Ist pari passu charge on entire current assets of the company	Personal guarantee of Sheikh Naseem and Shivani Sheikh



## Consol Loan Notes New

### Note 22 - Revenue From Operations

(Amount in INR lakhs)

Particulars	Year ended March 31, 2023	Year ended March 31, 2022
<b>Sale of Products</b>		
Export Sales	7,448.91	4,862.27
Domestic Sales	62,125.34	47,459.84
Other Operating Revenue	65.04	60.08
<b>Total</b>	<b>69,639.29</b>	<b>52,382.19</b>

### Note 23 - Other Income

Particulars	Year ended March 31, 2023	Year ended March 31, 2022
Interest Income	73.73	67.72
Gain on Foreign Exchange Fluctuation (net)	-	1.49
Income from Investment Activities	-	4.10
Subsidy / Grant Received	61.59	2.70
<b>Total</b>	<b>135.32</b>	<b>76.01</b>

### Note 23.1 - Interest Income comprises:

Particulars	Year ended March 31, 2023	Year ended March 31, 2022
Interest from Banks on Deposit	67.70	61.26
Interest on Income Others	1.61	1.61
Interest on Income tax Refund	3.81	4.30
Interest Income on Lease Deposit	0.61	0.55
<b>Total</b>	<b>73.73</b>	<b>67.72</b>

### Note 23.2 - Income from Investment Activities Comprises:

Particulars	Year ended March 31, 2023	Year ended March 31, 2022
Gain on Mutual Fund	-	4.10
Profit on Sale of Fixed Assets	-	-
<b>Total</b>	<b>-</b>	<b>4.10</b>

### Note 24 - Cost Of Materials Consumed

Particulars	As at March 31, 2023	As at March 31, 2022
Opening Stock at the beginning of the year	2,061.55	1,079.20
Add : Purchases and Incidental Expenses (Net of returns, claims/ discount, if any)	64,861.30	50,321.68
Less : Closing Stock at the end of the year	1,867.29	2,061.55
<b>Total</b>	<b>65,055.56</b>	<b>49,339.33</b>



**Note 25 - Changes In Inventories Of Finished Goods,  
Work-In-Progress and Stock-In-Trade**

(Amount in INR lakhs)

Particulars	Year ended March 31, 2023	Year ended March 31, 2022
<b>Opening Stock</b>		
Work-in-Progress	10,248.03	8,260.18
Finished Goods / Stock-in Trade	1,482.19	789.31
	<b>11,730.22</b>	<b>9,049.49</b>
<b>Closing Stock</b>		
Work-in-Progress	12,371.30	10,248.03
Finished Goods / Stock-in Trade	1,773.27	1,482.19
	<b>14,144.57</b>	<b>11,730.22</b>
<b>Total</b>	<b>(2,414.35)</b>	<b>(2,680.73)</b>

**Note 26 - Employee Benefit Expenses**

Particulars	Year ended March 31, 2023	Year ended March 31, 2022
Salaries and Wages	674.05	531.36
Contributions to Provident and Other Fund	49.56	41.57
Gratuity and Leave Encashment (net of reversals, if any)	21.82	14.33
Staff Welfare and Bouns Expenses	173.14	92.35
<b>Total</b>	<b>918.57</b>	<b>679.61</b>

**Note 27 - Finance Costs**

Particulars	Year ended March 31, 2023	Year ended March 31, 2022
<b>Financial Expenses to Bank</b>		
Interest to Bank	895.94	820.80
Bill Discounting Charges	473.21	248.91
Bank Charges	244.50	317.54
<b>Financial Expenses to Others</b>		
Interest from/to Suppliers & Others	608.18	568.94
Interest on Duties & Taxes	13.22	6.57
Financial Expenses on Buyer Credit / FLC	0.81	0.94
Interest on unsecured loan	4.36	10.45
Interest Expenses on EIR	8.74	13.95
<b>Total</b>	<b>2,248.98</b>	<b>1,988.10</b>

**Note - 28 - Depreciation & Amortisation Expenses**

Particulars	As at March 31, 2023	As at March 31, 2022
Depreciation on Property, Plant and Equipments	464.49	452.38
Depreciation on Right of Use Assets	27.50	27.50
Amortisation of Lease Hold Land	2.89	2.80
Amortisation of Intangible Assets	0.19	0.29
<b>Total</b>	<b>495.07</b>	<b>482.97</b>



**Note 29 - Other Expenses**

(Amount in INR lakhs)

Particulars	Year ended March 31, 2023	Year ended March 31, 2022
<b>Manufacturing &amp; Service Cost</b>		
Power & Fuel Exp	1,134.24	802.37
Labour & Job Work Expenses	301.08	183.97
Freight & Transportation	25.27	37.78
Repairs & Maintenance Expenses	14.37	40.74
Testing Fees	0.38	0.18
Rent Expenses	2.05	2.53
Water Expenses	1.16	1.59
<b>Total Manufacturing &amp; Service Cost</b>	<b>1,478.55</b>	<b>1,069.16</b>
<b>Administration, Selling &amp; Other Expenses</b>		
Auditors Remuneration	5.70	4.98
Commission on Sales	64.19	85.21
Consultancy Fees	77.31	43.95
Carriage Outwards	160.33	98.71
Conveyance & Travelling Expenses	23.53	14.49
Deduction by Electricity Board	-	5.00
Deduction & Rebate	-	(0.20)
Director's Remuneration	93.80	94.01
Director's Sitting Fees	5.60	0.80
Duties & Taxes	29.94	30.17
Export Expenses	89.95	75.95
Loss on Foreign Exchange Rate Difference	5.74	-
Insurance Expenses	67.43	57.47
Office Expenses	16.86	14.05
License & Membership Fees	21.27	23.55
Loss on Sale of Fixed Assets	-	1.23
Printing & Stationery	8.34	4.35
Rent Expenses	0.66	2.40
Repairs & Maintenance Exp	2.69	9.66
Sales Promotion Expenses	25.65	28.59
Telephone Expenses	6.41	5.57
Vehicle Running & Maintenance Expenses	20.94	18.92
Expected Credit Loss (Doubtful Debt)	11.59	(1.48)
<b>TOTAL Administration, Selling &amp; Other Expenses</b>	<b>737.93</b>	<b>617.37</b>
<b>TOTAL</b>	<b>2,216.48</b>	<b>1,686.53</b>

**Note - 30 - Tax Expense**

Particulars	As at March 31, 2023	As at March 31, 2022
Tax Expenses	224.24	168.37
Deffered Tax Expenses/(Reversal)	119.19	98.37
Mat Credit Entitlement	-	33.76
<b>Total</b>	<b>343.43</b>	<b>300.50</b>



**Note 31 - Earnings Per Share (EPS)**

(Amount in INR lakhs)

Particulars	Year ended March 31, 2023	Year ended March 31, 2022
Net Profit / (Loss) for calculation of basic / diluted EPS	910.88	661.89
Weighted Average Number of Equity Shares in calculating Basic and Diluted EPS	204.15	199.40
Basic and Diluted Earnings/(Loss) Per Share	4.46	3.32
Nominal Value of Equity Shares	10.00	10.00

**Note 32 - Details of Employee Benefits:**

The Company has the following post-employment benefit plans:

**A. Defined Contribution Plan**

**Contribution to defined contribution plan recognised as expense for the year is as under:**

The Company offers its employees benefits under defined contribution plans in the form of provident fund. Provident fund cover substantially all regular employees which are on payroll of the company. Both the employees and the Company pay predetermined contributions into the provident fund and approved superannuation fund. The contributions are normally based on a certain proportion of the employee's salary and are recognised in the Statement of Profit and Loss as incurred.

Particulars	Year ended March 31, 2023	Year ended March 31, 2022
Contribution to provident fund and other Fund	49.56	41.57

**B. Defined Benefit Plan - Gratuity:**

(i) The Company administers its employees' gratuity scheme funded liability. The present value of the liability for the defined benefit plan of gratuity obligation is determined based on actuarial valuation by an independent actuary at the period end, which is calculated using the projected unit credit method, which recognises each year of service as giving rise to additional unit of employee benefit entitlement and measures each unit separately to build up the final obligation.

(ii) Gratuity benefits in India are governed by the Payment of Gratuity Act, 1972. The key features are as under:

Benefits Offered	15/26* salary* Duration of service
Salary Definition	Basic Salary Including Dearness Allowance (if any)
Benefit Ceiling	Benefit Ceiling of Rs 20 Lakhs
Vesting Conditions	5 Years of Continuous Service (Not Applicable In Case of Death/ Disability)
Benefit Eligibility	Upon Death or resignation or withdrawal or retirement
Retirement Age	60 Years

(iii) Characteristics of defined benefit plans and risks associated with them:

Valuation of defined benefit plan are performed on certain basic set of pre-determined assumptions and other regulatory framework which may vary over time. Thus, the Company is exposed to various risks in providing the above benefit plans which are as follows:

**A) Actuarial Risk:**

It is the risk that benefits will cost more than expected. This can arise due to one of the following reasons:

**Adverse Salary Growth Experience:**

Salary hikes that are higher than the assumed salary escalation will result into an increase in Obligation at a rate that is higher than expected.



**Variability in mortality rates:**

If actual mortality rates are higher than assumed mortality rate assumption than the Gratuity Benefits will be paid earlier than expected. Since there is no condition of vesting on the death benefit, the acceleration of cashflow will lead to an actuarial loss or gain depending on the relative values of the assumed salary growth and discount rate.

**Variability in withdrawal rates:**

If actual withdrawal rates are higher than assumed withdrawal rate assumption than the Gratuity Benefits will be paid earlier than expected. The impact of this will depend on whether the benefits are vested as at the resignation date.

**B) Investment Risk:**

For funded plans that rely on insurers for managing the assets, the value of assets certified by the insurer may not be the fair value of instruments backing the liability. In such cases, the present value of the assets is independent of the future discount rate. This can result in wide fluctuations in the net liability or the funded status if there are significant changes in the discount rate during the inter-valuation period.

**C) Liquidity Risk:**

Employees with high salaries and long durations or those higher in hierarchy, accumulate significant level of benefits. If some of such employees resign/retire from the company there can be strain on the cashflows.

**D) Market Risk:**

Market risk is a collective term for risks that are related to the changes and fluctuations of the financial markets. One actuarial assumption that has a material effect is the discount rate. The discount rate reflects the time value of money. An increase in discount rate leads to decrease in Defined Benefit Obligation of the plan benefits & vice versa. This assumption depends on the yields on the corporate/government bonds and hence the valuation of liability is exposed to fluctuations in the yields as at the valuation date.

**E) Legislative Risk:**

Legislative risk is the risk of increase in the plan liabilities or reduction in the plan assets due to change in the legislation/regulation. The government may amend the Payment of Gratuity Act thus requiring the companies to pay higher benefits to the employees. This will directly affect the present value of the Defined Benefit Obligation and the same will have to be recognized immediately in the year when any such amendment is effective.

**B. Changes in the Present value of Obligation**

(Amount in INR lakhs)

Particulars	Year ended March 31, 2023	Year ended March 31, 2022
Present Value of Obligation as at the beginning	70.74	61.47
Current Service Cost	18.98	13.73
Interest Expense or Cost	5.23	4.18
<b>Re-measurement (or Actuarial) (gain) / loss arising from:</b>	-	-
- change in financial assumptions	(7.55)	-
- change in demographic assumptions	-	-
- experience variance	19.27	(8.65)
Past Service Cost	-	-
Benefits Paid	-	-
<b>Present Value of Obligation as at the end of the year</b>	<b>106.67</b>	<b>70.74</b>
<b>Bifurcation of Actuarial losses/ (gains)</b>	-	-
Actuarial losses/ (gains) arising from change in financial assumptions	(7.55)	-
Actuarial losses/ (gains) arising from change in demographic assumptions	-	-
Actuarial losses/ (gains) arising from experience adjustments	19.27	(8.65)
<b>Actuarial losses/ (gains)</b>	<b>11.71</b>	<b>(8.65)</b>
<b>Bifurcation of Present Value of Benefit Obligation</b>		
Current - Amount due within one year	3.83	2.82
Non-Current - Amount due after one year	102.84	67.91
<b>Total</b>	<b>106.67</b>	<b>70.74</b>



**Expected Benefit Payments in Future Years**

(Projections are for current members and their currently accumulated benefits)

(Amount in INR lakhs)

Particulars	Year ended March 31, 2023	Year ended March 31, 2022
Year 1	3.83	2.82
Year 2	4.26	2.69
Year 3	4.46	2.83
Year 4	7.00	2.77
Year 5	4.89	4.73
Year 6 and above	90.95	28.39

**Sensitivity Analysis of Defined Benefit Obligation with references to Key Assumptions**

Particulars	Year ended March 31, 2023	Year ended March 31, 2022
<b>Discount Rate Sensitivity</b>		
Increase by 1%	95.73	62.32
Decrease by 1%	119.74	81.05
<b>Salary growth rate Sensitivity</b>		
Increase by 1%	119.79	81.03
Decrease by 1%	95.51	62.19
<b>Withdrawal rate (W.R.) Sensitivity</b>		
Increase by 1%	107.40	71.48
Decrease by 1%	105.88	69.86

Particulars	Year ended March 31, 2023	Year ended March 31, 2022
<b>Amounts recognized in Balance Sheet</b>		
Net Liability / (Asset) recognised in Balance Sheet	44.64	14.18
<b>Amounts recognized in Statement of Profit and Loss</b>		
Current Service Cost	18.98	13.73
Net interest on net Defined Liability / (Asset)	0.97	4.18
Expected return on plan assets	0.82	(3.59)
Net actuarial losses (gains) recognised in the year	16.51	(8.18)
<b>Expenses recognised in Statement of Profit and Loss</b>	<b>37.29</b>	<b>6.15</b>

**Actuarial Assumptions**

Particulars	Year ended March 31, 2023	Year ended March 31, 2022
Discount Rate	7.40%	6.80%
Expected rate of salary increase	6.00%	6.00%
Expected Return on Plan Assets		
Mortality Rates	Indian Assured Lives Mortality (2012-14) Ult.	Indian Assured Lives Mortality (2012-14) Ult.
Rate of Employee Turnover	5% to 1%	5% to 1%
Retirement Age	60	60

**Note 33 - Contingent Liabilities and Capital Commitments**

(Amount in INR lakhs)

Particulars	Year ended March 31, 2023	Year ended March 31, 2022
1) Contingent Liabilities		
a) Corporate Guarantees given By Company	3,230.00	3,230.00
b) Bank Guarantees	1,728.00	2,121.00
c) Bills Discounting	2,927.03	1,995.75
d) Direct Tax*	2.50	-
e) Indirect Tax*	101.68	-

*\*To the extent quantifiable and ascertainable*

**Note 34 - Segment Reporting**

Looking to the nature of Business, Company is operating under single Operating segment hence Segment Reporting is not Applicable as per IND AS 108.

**Note 35 - LEASES (Right to Use of Assets)**

The Company's significant leasing arrangements are in respect of Land and buildings and office premises taken on lease and license basis.

The Company has recorded the lease liability at the present value of the lease payments discounted at the incremental borrowing rate and the ROU asset at its carrying amount. The weighted average incremental borrowing rate applied to lease liabilities is 10.00 %.

*The break-up of current and non-current lease liabilities is as follows:*

Particulars	As at March 31, 2023	As at March 31, 2022
Current Lease Liabilities	36.64	36.34
Non-Current Lease Liabilities	-	36.64
<b>Total</b>	<b>36.64</b>	<b>72.98</b>

*The movement in lease liabilities is as follows:*

Particulars	For the year ended March 31, 2023	For the year ended March 31, 2022
Balance at the beginning	72.98	105.87
Addition during the year	-	-
Finance cost accrued	5.66	9.11
Payment of lease liabilities	42.00	42.00
Deduction/Reversal During the year	-	-
<b>Balance at the end</b>	<b>36.64</b>	<b>72.98</b>

*The details of the contractual maturities of lease liabilities on an undiscounted basis are as follows:*

Particulars	As at March 31, 2023	As at March 31, 2022
Not later than one year	38.50	42.00
1-2 Years	-	38.50
2-3 Years	-	-
More than 3 Years	-	-





### Note 36 – Financial Instruments

#### Financial Risk Management – Objectives and Policies

The Company's financial liabilities mainly comprise the loans and borrowings in domestic currency, money related to capital expenditures, trade and other payables. The main purpose of these financial liabilities is to finance the Company's operations. The Company's financial assets comprise mainly of investments, security deposits, cash and cash equivalents, other balances with banks, trade and other receivables that derive directly from its business operations.

The Company is exposed to the Market Risk, Credit Risk and Liquidity Risk from its financial instruments.

The Management of the Company has implemented a risk management system which is monitored by the Board of Directors of the Company. The general conditions for compliance with the requirements for proper and future-oriented risk management within the Company are set out in the risk management principles. These principles aim at encouraging all members of staff to responsibly deal with risks as well as supporting a sustained process to improve risk awareness. The guidelines on risk management specify risk management processes, compulsory limitations, and the application of financial instruments. The risk management system aims to identify, assess, mitigate the risks in order to minimize the potential adverse effect on the Company's financial performance.

The following disclosures summarize the Company's exposure to the financial risks and the information regarding use of derivatives employed to manage the exposures to such risks. Quantitative Sensitivity Analysis has been provided to reflect the impact of reasonably possible changes in market rate on financial results, cash flows and financial positions of the Company.

#### A. Financial Assets and Liabilities

(Amount in INR lakhs)

Particulars	As at 31 March 2023		
	Amortised Cost**	FVTPL***	FVTOCI
<b>Assets Measured at</b>			
Investments*	-	-	-
Trade receivables	9,458.27	-	-
Cash and Cash Equivalent	346.71	-	-
Other Bank Balances	1,009.50	-	-
Loans	132.74	-	-
Other Financial Assets	287.47	-	-
<b>Total</b>	<b>11,234.69</b>		
<b>Liabilities Measured at</b>			
Borrowings (including current maturities of non	11,273.38	-	-
Trade payables	14,271.65	-	-
Other Financial Liabilities	-	-	-
<b>Total</b>	<b>25,545.03</b>		

Particulars	As at 31 March 2023		
	Amortised Cost**	FVTPL***	FVTOCI
<b>Assets Measured at</b>			
Investments*	-	-	-
Trade receivables	7,152.01	-	-
Cash and Cash Equivalent	89.97	-	-
Other Bank Balances	1,209.39	-	-
Loans	39.46	-	-
Other Financial Assets	232.37	-	-
<b>Total</b>	<b>8,723.20</b>		
<b>Liabilities Measured at</b>			
Borrowings (including current maturities of non-current borrowings)	11,812.67	-	-
Trade payables	12,067.01	-	-
Other Financial Liabilities	-	-	-
<b>Total</b>	<b>23,879.68</b>		

(\* Investment in subsidiaries are measured at cost as per Ind AS 27, “Separate financial statements”, and hence not presented here.

(\*\*) Fair value of financial assets and liabilities measured at amortized cost approximates their respective carrying values as the management has assessed that there is no significant movement in factor such as discount rates, interest rates, credit risk from the date of the transition. The fair values are assessed by the management using Level 3 inputs.

(\*\*\*) The financial instruments measured at FVTPL represents current investments and derivative assets having been valued using level 2 valuation hierarchy.

### **Fair value hierarchy**

The fair value of financial instruments as referred to in note below has been classified into three categories depending on the inputs used in the valuation technique. The hierarchy gives the highest priority to quoted prices in active markets for identical assets or liabilities [Level 1 measurements] and lowest priority to unobservable inputs [Level 3 measurements].

### **The categories used are as follows:**

**Level 1:** Quoted prices for identical instruments in an active market

**Level 2:** Directly (i.e. as prices) or indirectly (i.e. derived from prices) observable market inputs, other than Level 1 inputs

**Level 3:** Inputs which are not based on observable market data (unobservable inputs). Fair values are determined in whole or in part using a net asset value or valuation model based on assumptions that are neither supported by prices from observable current market transactions in the same instrument nor are they based on available market data.

### **B. Market Risk**

Market Risk is the risk that the fair value of future cash flows of a financial instrument will fluctuate because of changes in market prices. Market Risk comprises three types of Risk: “Interest Rate Risk, Currency Risk and Other Price Risk”. Financial instrument affected by the Market Risk includes loans and borrowings in foreign as well as domestic currency, retention money related to capital expenditures, trade and other payables.

#### **(a) Interest Rate Risk**

Interest Rate Risk is the risk that fair value or future cash outflows of a financial instrument will fluctuate because of changes in market interest rates. An upward movement in the interest rate would adversely affect the borrowing cost of the Company. The Company is exposed to long term and short - term borrowings. The Company manages interest rate risk by monitoring its mix of fixed and floating rate instruments and taking actions as necessary to maintain an appropriate balance. The Company has not used any interest rate derivatives.

### **Exposure to Interest Rate Risk**

(Amount in INR lakhs)

Particulars	As at March 31, 2023	As at March 31, 2022
Borrowing bearing fixed rate of interest	1,428.15	2142.75
Borrowing bearing variable rate of interest	9,860.61	9674.40

### **Sensitivity Analysis**

Profit / (Loss) estimates to higher / lower interest rate expense from borrowings bearing variable rate of interest as a result of changes in interest rate.

Particulars(*)	As at March 31, 2023	As at March 31, 2022
Interest Rate – Increase by 50 Basis Points	(49.30)	(48.37)
Interest Rate – Decrease by 50 Basis Points	49.30	48.37

(\*) holding all other variable constant. Tax impact not considered.



**(b) Foreign Currency Risk**

The Company is exposed to foreign exchange risk arising from foreign currency transactions, primarily with respect to the US Dollar. Foreign exchange risk arises from recognized assets and liabilities denominated in a currency that is not the functional currency of the Company. Considering the volume of foreign currency transactions, the Company has taken certain forward contracts to manage its exposure.

**Exposure to Foreign Currency Risk**

The Carrying amount of Company's unhedged Foreign Currency denominated monetary items are as follows:

(Amount in INR lakhs)

Particulars	As at 31st March 2023	
	Amount in USD	Amount in Rs.
Net Unhedged Assets (Trade Receivables, Other Receivables, & Loans Given)	8.57	705.59
Net Unhedged Liabilities	(0.90)	(74.24)
<b>Net Exposure Assets / (Liabilities)</b>	<b>7.67</b>	<b>631.35</b>

Particulars	As at 31st March 2022	
	Amount in USD	Amount in Rs.
Net Unhedged Assets (Trade Receivables, Other Receivables, & Loans Given)	7.24	549.18
Net Unhedged Liabilities	1.01	76.55
<b>Net Exposure Assets / (Liabilities)</b>	<b>6.23</b>	<b>472.63</b>

**Sensitivity Analysis**

The sensitivity of profit or (loss) to changes in the exchange rates arises mainly from foreign currency denominated financial instruments.

Particulars	As at 31st March 2023	
	Amount in USD	Amount in Rs.
INR / USD – Increase by 5%	0.38	31.57
INR / USD – Decrease by 5%	(0.38)	(31.57)

Particulars	As at 31st March 2022	
	Amount in USD	Amount in Rs.
INR / USD – Increase by 5%	0.31	23.63
INR / USD – Decrease by 5%	(0.31)	(23.63)

(\* ) holding all other variable constant. Tax impact not considered.

**(c) Other Price Risk**

Other Price Risk is the Risk that the fair value of a financial instrument will fluctuate due to changes in market traded price. The Company is exposed to price risk arising mainly from investments in equity/ equity-oriented instruments recognized at FVTPL/FVTOCI.

Particulars	As at 31st March, 2023	As at 31st March, 2022
Investments (FVTPL)	-	-
Investments (FVTOCI)	-	-



### C. Credit Risk

Credit risk is the risk that a counterparty fails to discharge its obligation to the Company. The Company's exposure to credit risk is influenced mainly by cash and cash equivalents, trade receivables and other Financial assets measured at amortized cost. The Company continuously monitors defaults of customers and other counterparties and incorporates this information into its credit risk controls.

The Company assesses and manages credit risk based on internal credit rating system. Internal credit rating is performed for each class of financial instruments with different characteristics. The Company assigns the following credit ratings to each class of financial assets based on the assumptions, inputs and factors specific to the class of financial assets. (i) Low credit risk, (ii) Moderate credit risk, (iii) High credit risk.

Based on business environment in which the Company operates, a default on a financial asset is considered when the counter party fails to make payments within the agreed time period as per contract. Loss rates reflecting defaults are based on actual credit loss experience and considering differences between current and historical economic conditions.

#### **Financial assets (other than trade receivables) that expose the entity to credit risk are managed and categorized as follows:**

Basis of categorisation	Asset class exposed to credit	Provision for expected credit loss
Low credit risk	Cash and Cash Equivalents, Other Bank Balances, Loans and Other Financial Assets	12 Months expected credit loss.
Moderate credit risk	Other Financial Assets	12 Months expected credit loss, unless credit risk has increased significantly since initial recognition, in which case allowance is measured at life time expected credit loss.
High credit risk	Other Financial Assets	Life time expected credit loss (when there is significant deterioration) or specific provision whichever is higher.

#### **Financial assets (other than trade receivables) that expose the entity to credit risk (Gross exposure): –**

(Amount in INR lakhs)

Particulars	As at	As at
	March 31, 2023	March 31, 2022
<b>Low Credit Risk</b>		
Cash and cash equivalents	346.71	89.97
Bank Balances other than above	1,009.50	1,209.39
Loans	132.74	39.45
Other Financial Assets	287.47	232.36
<b>Moderate/ High Credit Risk</b>	-	-
<b>Total</b>	<b>1,776.43</b>	<b>1,571.18</b>

#### **(I) Cash and cash equivalent and bank balance:**

Credit risk related to cash and cash equivalents and bank balance is managed by only accepting highly rated banks and diversifying bank deposits and accounts in different banks.



**(ii) Loans and Other financial assets measured at amortized cost:**

Other financial assets measured at amortized cost includes Security Deposit to various authorities , Loans to staff and other receivables. Credit risk related to these other financial assets is managed by monitoring the recoverability of such amounts continuously, while at the same time internal control system in place ensure the amounts are within defined limits.

**(iii) Trade receivables:**

Life time expected credit loss is provided for trade receivables. Based on business environment in which the Company operates, a default on a financial asset is considered when the counter party fails to make payments within the agreed time period as per contract. Loss rates reflecting defaults are based on actual credit loss experience and considering differences between current and historical economic conditions. Assets are written off when there is no reasonable expectation of recovery, such as a debtor declaring bankruptcy or a litigation decided against the Company. The Company continues to engage with parties whose balances are written off and attempts to enforce repayment. Recoveries made are recognized in statement of profit and loss.

**(A) Expected credit losses:**

Expected credit loss for trade receivables under simplified approach:

The Company recognizes lifetime expected credit losses on trade receivables & other financial assets using a simplified approach, wherein Company has defined percentage of provision by analyzing historical trend of default based on the criteria defined below and such provision percentage determined have been considered to recognize life time expected credit losses on trade receivables (other than those where default criteria are met in which case the full expected loss against the amount recoverable is provided for). Further, the Company has evaluated recovery of receivables on a case to case basis. No provision on account of expected credit loss model has been considered for related party balances. The Company computes credit loss allowance based on provision matrix. The provision matrix is prepared on historically observed default rate over the expected life of trade receivable and is adjusted for forward - looking estimate.

**The provision matrix at the end of reporting period is as follows:**

Particulars	Expected Loss Rate	
All Receivables excluding Related Parties	0.50%	
	(Amount in INR lakhs)	
Movement in Expected Credit Loss Allowance on Trade Receivables	For Year ended March 31, 2023	For Year ended March 31, 2022
Balance at the beginning of the reporting period	35.94	37.42
Loss Allowance measured at lifetime expected credit losses	11.59	(1.48)
<b>Balance at the end of reporting period</b>	<b>47.53</b>	<b>35.94</b>



#### **D. Liquidity Risk**

Liquidity Risk is the risk that the Company will encounter difficulty in raising the funds to meet the commitments associated with financial instruments that are settled by delivering cash or another financial asset. Liquidity risk may result from an inability to sell a financial asset quickly at close to its fair value. Management monitors rolling forecasts of the Company's liquidity position and cash and cash equivalents on the basis of expected cash flows. The Company takes into account the liquidity of the market in which the entity operates.

#### **Financing arrangements:**

The Company had access to the following undrawn borrowing facilities at the end of the reporting period:

(Amount in INR lakhs)

Particulars	For Year ended March 31, 2023	For Year ended March 31, 2022
Expiring within One Year		
- CC/EPC Facility	783.65	220.81
- Invoice Discounting Facility		-

#### **Expiring beyond One Year**

The cash credit and other facilities may be drawn at any time and may be terminated by the bank without notice.

#### **Maturities of Financial Liabilities:**

The tables below analyze the Company's financial liabilities into relevant maturity based on their contractual maturities for all non-derivative financial liabilities. The amounts disclosed in the table are the contractual undiscounted cash flows. Balances due within 12 months equal their carrying balances as the impact of discounting is not significant. AS per Annexure "A"

#### **E. Capital Management**

The Company's capital management objectives are to ensure the company's ability to continue as a going concern, to provide an adequate return to share holders.

The Company monitors capital on the basis of the carrying amount of equity less cash and cash equivalents as presented on the face of balance sheet. Management assesses the Company's capital requirements in order to maintain an efficient overall financing structure while avoiding excessive leverage. This takes into account the subordination levels of the Company's various classes of debt. The Company manages the capital structure and makes adjustments to it in the light of changes in economic conditions and the risk characteristics of the underlying assets. In order to maintain or adjust the capital structure, the Company may adjust the amount of dividends paid to shareholders, return capital to shareholders, issue new shares, or sell assets to reduce debt.

**The Company manages its capital on the basis of Net Debt to Equity Ratio which is Net Debt (Total Borrowings net of Cash and Cash Equivalents) divided by total equity.**

Particulars	As at March 31, 2023	As at March 31, 2022
Total Borrowings	11,273.38	11,812.67
Less: Cash and Cash Equivalent	346.71	89.97
<b>Net Debt (A)</b>	<b>10,926.67</b>	<b>11,722.70</b>
<b>Total Equity (B)</b>	<b>8,914.27</b>	<b>6,677.32</b>
<b>Capital Gearing Ratio (B/A)</b>	<b>0.82</b>	<b>0.57</b>

The Company has complied with the covenants as per the terms and conditions of the major borrowing facilities throughout the Reporting period.



***Note 37 – Balance confirmation of Receivables***

Confirmation letters have not been obtained from all the parties in respect of Trade Receivable, Other Non- Current Assets and Other Current Assets. Accordingly, the balances of the accounts are subject to confirmation, reconciliation and consequent adjustments, if any.

***Note 38 – Balance Confirmation of Payables***

Confirmation letters have not been obtained from all the parties in respect of Trade Payable and other current liabilities. Accordingly, the balances of the accounts are subject to confirmation, reconciliation and consequent adjustments, if any.

***Note 39 – Events occurring after the Balance sheet Date***

The Group evaluates events and transactions that occur subsequent to the balance sheet date but prior to approval of the financial statements to determine the necessity for recognition and/or reporting of any of these events and transactions in the financial statements. There are no subsequent events to be recognized or reported that are not already disclosed.



## Annexure "A"- Maturity Table of Financial Liabilities

As at 31st March 2023

(Amount In Lakhs)

Particulars	Less than 1 Year	1-2 Years	2-3 Years	More than 3 years	Total
Borrowings (including current maturities of non-current borrowing and excluding lease liabilities)	7,426.10	1,067.93	865.91	1,929.07	11,289.01
Less: Transaction Cost Adjustment	-	-	-	-	15.63
<b>Total</b>	<b>7,426.10</b>	<b>1,067.93</b>	<b>865.91</b>	<b>1,929.07</b>	<b>11,273.38</b>
Trade payables	14,271.65	-	-	-	14,271.65
Other financial liabilities	-	-	-	-	-
<b>Total</b>	<b>21,697.75</b>	<b>1,067.93</b>	<b>865.91</b>	<b>1,929.07</b>	<b>25,545.03</b>

As at 31st March 2022

Particulars	Less than 1 Year	1-2 Years	2-3 Years	More than 3 years	Total
Borrowings (including current maturities of non-current borrowing and excluding lease liabilities)	7,455.46	850.28	702.11	2,809.27	11,817.12
Less: Transaction Cost Adjustment	-	-	-	-	(4.45)
<b>Total</b>	<b>7,455.46</b>	<b>850.28</b>	<b>702.11</b>	<b>2,809.27</b>	<b>11,812.67</b>
Trade payables	12,067.01	-	-	-	12,067.01
Other financial liabilities	-	-	-	-	-
<b>Total</b>	<b>19,522.47</b>	<b>850.28</b>	<b>702.11</b>	<b>2,809.27</b>	<b>23,879.69</b>

## Related Parties Transaction

Disclosure of transactions with Related Parties, as required by Ind AS 24 “Related Party Disclosures” has been set out below. Related parties as defined under clause 9 of the Ind AS 24 have been identified on the basis of representations made by the management and information available with the Company.

Details of related party transactions during the year ended 31st March, 2023 and balances outstanding as at 31st March, 2023.

Particulars	(Amount In Lakhs)								
	Sheikh Naseem CMD	Shivani Sheikh	Shera Metals & Engineers	Kshama Agarwal	Subhash Chand Agarwal	Shree Khatushyamji Metal Industries Pvt. Ltd.	Sahil Sheikh	Sudhir Garg	Piyush Sharma
<b>Nature of transactions</b>									
Interest Payment	12.36	2.94	-	-	-	110.52	-	6.75	-
Rent Payment	-	-	43.20	-	0.60	-	-	-	-
Managerial Remuneration/Salary	41.00	39.00	-	-	-	-	-	-	14.90
Employee Benefit Expenses	-	-	-	3.80	3.80	-	17.76	-	-
Trademark/ Royalty	-	-	7.39	-	-	-	-	-	-
<b>Balance outstanding at the end of the Year</b>									
Loans and Advances	-	-	-	-	-	-	-	-	-
Trade Receivables	-	-	-	-	-	-	-	-	-
Long Term Borrowings	163.85	62.54	1.00	-	-	828.71	-	75.00	-
Trade Payables	-	-	-	0.35	0.35	-	-	-	1.76

## Trade Receivables Ageing Schedule

**Note 41 – Trade Receivables Ageing Schedule**  
**As at 31st March, 2023**

(Amount In Lakhs)

Particulars	Not Due	Outstanding for following periods from due date of payment				Total
		Less than 6 Months	6 Months - 1 Year	1 - 2 Years	2 - 3 Years	
Considered Good	-	8,529.84	1.53	1.44	546.82	9,505.80
Which have significant increase IN credit risk	-	-	-	-	-	-
Credit Impaired	-	-	-	-	-	-
Less: Allowance for doubtful debts	-	-	-	-	-	(47.53)
Trade Receivables	-	8,529.84	1.53	1.44	546.82	9,458.27

**As at 31st March, 2022**

Particulars	Not Due	Outstanding for following periods from due date of payment				Total
		Less than 6 Months	6 Months - 1 Year	1 - 2 Years	2 - 3 Years	
Considered Good	-	6,136.89	26.26	566.20	6.22	7,187.95
Which have significant increase IN credit risk	-	-	-	-	-	-
Credit Impaired	-	-	-	-	-	-
Less: Allowance for doubtful debts	-	-	-	-	-	(35.94)
Trade Receivables	-	6,136.89	26.26	566.20	6.22	7,152.01



## Trade Payables Ageing Schedule

### Note 42 - Trade Payables Ageing Schedule

As at 31st March, 2023

Particulars	Not Due	Outstanding for following periods from due date of payment					Total
		Less than 6 Months	6 Months - 1 Year	1 - 2 Years	2 - 3 Years	More than 3 Years	
MSME	4,454.08	-	-	-	-	-	4,454.08
Others	9,720.22	-	0.37	9.50	69.48	18.01	9,817.57
Disputed dues- MSME	-	-	-	-	-	-	-
Disputed dues- Others	-	-	-	-	-	-	-
Trade Payables	14,174.30	-	0.37	9.50	69.48	18.01	14,271.65

Particulars	Not Due	Outstanding for following periods from due date of payment					Total
		Less than 6 Months	6 Months - 1 Year	1 - 2 Years	2 - 3 Years	More than 3 Years	
MSME	794.44	-	-	-	-	-	794.44
Others	11,179.06	-	1.29	69.59	5.30	17.34	11,272.58
Disputed dues- MSME	-	-	-	-	-	-	-
Disputed dues- Others	-	-	-	-	-	-	-
Trade Payables	11,973.50	-	1.29	69.59	5.30	17.34	12,067.02

As at 31st March, 2022



## Capital Work in Progress Ageing Schedule

### Note 43 - Capital Work in Progress Ageing Schedule

As at 31st March, 2023

(Amount In Lakhs)

Particulars	Amount in CWIP for a period of				Total
	Less than 1 year	"1 - 2 Years"	"2 - 3 Years"	"More than 3 Years"	
Projects in progress	20.44	-	-	193.04	213.48
Projects temporarily suspended	-	-	-	-	-

As at 31st March, 2022

Particulars	Amount in CWIP for a period of				Total
	Less than 1 year	"1 - 2 Years"	"2 - 3 Years"	"More than 3 Years"	
Projects in progress	72.61	-	-	193.04	265.65
Projects temporarily suspended	-	-	-	-	-



## Additional regulatory information

### Note 44 - Additional regulatory information

- A) The title deeds of immovable properties (other than properties where the Company is the lessee and the lease reements are duly executed in favour of the lessee) are held in the name of the Company.
- B) The Company does not have any investment property.
- C) The Company has not revalued its Property, Plant and Equipment (including Right-of-Use Assets) and Intangible assets.
- D) There are no loans or advances in the nature of loans are granted to Promoters, Directors, KMPs and their related parties (as defined under Companies Act, 2013), either severally or jointly with any other person, that are outstanding as on 31st March 2023:
  - (i) repayable on demand; or
  - (ii) without specifying any terms or period of repayment
- E) No proceedings have been initiated or pending against the company for holding any benami property under the Benami Transactions (Prohibition) Act, 1988 (45 of 1988) and the rules made thereunder
- F) The company is not declared willful defaulter by any bank or financial institution or other lender.
- G) The company has not undertaken any transactions with companies struck off under section 248 of the Companies Act, 2013 or section 560 of Companies Act, 1956.
- H) No Scheme of Arrangements has been approved by the Competent Authority in terms of sections 230 to 237 of the Companies Act, 2013.
- I) The company has not advanced or loaned or invested funds (either borrowed funds or share premium or any other sources or kind of funds) to any other person(s) or entity(ies), including foreign entities (Intermediaries) with the understanding (whether recorded in writing or otherwise) that the Intermediary shall directly or indirectly lend or invest in other persons or entities identified in any manner whatsoever (Ultimate Beneficiaries) by or on behalf of the company or provide any guarantee, security or the like to or on behalf of the Ultimate Beneficiaries.
- J) The company has not received any fund from any person(s) or entity(ies), including foreign entities (Funding Party) with the understanding (whether recorded in writing or otherwise) that the company shall directly or indirectly lend or invest in other persons or entities identified in any manner whatsoever (Ultimate Beneficiaries) by or on behalf of the Funding Party or provide any guarantee, security or the like on behalf of the Ultimate Beneficiaries.
- K) No transactions has been surrendered or disclosed as income during the year in the tax assessment under the Income Tax Act, 1961. There are no such previously unrecorded income or related assets.
- L) The Company has not traded or invested in Crypto currency or Virtual Currency during the financial year.
- M) The Provision of Section 135 of the Companies Act 2013 in relation to Corporate Social Responsibility are not applicable to the Company during the period and hence reporting under this clause is not applicable.

### Note - 45

Previous year's figures have been regrouped, reclassified wherever necessary to correspond with the current year classification / disclosure.



## Accounting Ratios:

### Note 46 - Accounting Ratios:

(Amount in Lakhs)

Sr No	Ratio	As at 31 March,2023	As at 31 March,2022	% change
<b>A</b>	<b>Current ratio (In times)</b>			
	Current Assets	28,785.47	23,892.87	
	Current Liabilities	21,867.76	19,908.84	
	<b>Current ratio (In times)</b>	1.32	1.20	9.68%
<b>B</b>	<b>Debt-Equity Ratio (in times)</b>			
	Total Debts	11,273.38	11,812.67	
	Share Holder's Equity + RS	8,914.27	6,677.31	
	<b>Debt-Equity Ratio</b>	1.26	1.77	-28.51%
<b>C</b>	<b>Debt Service Coverage Ratio(in times)</b>			
	Earning available for debt service	1,714.25	1,467.50	
	Interest + installment	1,496.17	1,537.91	
	<b>Debt Service Coverage Ratio,</b>	1.15	0.95	20.07%
<b>D</b>	<b>Return on Equity Ratio (in %)</b>			
	Net Profit After Tax	910.88	661.89	
	Average Share Holder's Equity	7,795.79	6,392.38	
	<b>Return on Equity Ratio,</b>	11.68%	10.35%	12.84%
<b>E</b>	<b>Inventory Turnover Ratio ( In times)</b>			
	Cost of Goods Sold	64,119.76	47,727.76	
	Average Inventory	14,901.82	11,960.23	
	<b>Inventory Turnover Ratio</b>	4.30	3.99	7.83%
<b>F</b>	<b>Trade Receivables turnover ratio (In times)</b>			
	Net Credit Sales	69,639.29	52,382.19	
	Average Receivable	8,305.14	7,426.00	
	<b>Trade Receivables turnover ratio,</b>	8.39	7.05	18.87%
<b>G</b>	<b>Trade payables turnover ratio (In times)</b>			
	Credit Purchase	64,861.30	50,321.68	
	Average Payable	13,169.34	11,478.61	
	<b>Trade payables turnover ratio (In times)</b>	4.93	4.38	12.35%
<b>H</b>	<b>Net capital turnover ratio (In times)</b>			
	Revenue from Operations	69,639.29	52,382.19	
	Net Working Capital	6,917.71	3,984.03	
	<b>Net capital turnover ratio</b>	10.07	13.15	-23.43%
<b>I</b>	<b>Net profit ratio (in %)</b>			
	Net Profit	910.88	661.89	
	Revenue form Operation	69,639.29	52,382.19	
	<b>Net profit ratio</b>	1.31%	1.26%	3.51%
<b>J</b>	<b>Return on Capital employed (in %)</b>			
	Earning Before Interest and Taxes	3,503.28	2,950.49	
	Capital Employed	13,063.06	11,034.63	
	<b>Return on Capital employed</b>	26.82%	26.74%	0.30%
<b>K</b>	<b>Return on investment (in %)</b>			
	Income Generated from Investment Funds	67.70	61.26	
	Invested funds	1,334.51	1,291.40	
	<b>Return on investment</b>	5.07%	4.74%	6.93%

\*Investment shown balance sheet pertaining to subsidiary, which is shown at cost.

Reason for variance More than 25 %

### **B Debt-Equity Ratio (in times)**

Debt-Equity Ratio improved due to increase in the Equity & Shareholder's Fund on account of Preferential Allotment and Initial Public Offering done by the Company During the Year

# Independent Auditor's Report

To

**The Members of  
Shera Energy Limited  
(Formally Known as Shera Energy Private Limited)  
Jaipur, Rajathan-302013**

Report on the Standalone Ind AS Financial Statements

## **Opinion**

We have audited accompanying the Standalone Ind AS financial statements of Shera Energy Limited (Formally Known as Shera Energy Private Limited) ("the Company"), which comprise the balance sheet as at 31st March 2023, and statement of Profit and Loss, including the statement of Other Comprehensive Income, the cash flows statement and the Statement of Changes in Equity for the year ended 31st March 2023, and notes to the financial statements, including a summary of significant accounting policies and other explanatory information (hereinafter referred to as "standalone Ind AS financial Statements").

In our opinion and to the best of our information and according to the explanations given to us, the aforesaid standalone Ind AS financial statements give the information required by the Companies Act, 2013, as amended ('the act') in the manner so required and give a true and fair view in conformity with the accounting principles generally accepted in India, of the state of affairs of the Company as at March 31, 2023, its profit or loss including other comprehensive income, its cash flows and the changes in equity for the year ended on that date.

## **Basis for Opinion**

We conducted our audit in accordance with the Standards on Auditing (SAs) specified under Section 143(10) of the Companies Act, 2013. Our responsibilities under those Standards are further described in the Auditor's Responsibilities for the Audit of the Standalone Ind AS Financial Statements' section of our report. We are independent of the Company in accordance with the 'Code of Ethics' issued by the Institute of Chartered Accountants of India, together with the ethical requirements that are relevant to our audit of the financial statements under the provisions of the Companies Act, 2013 and the Rules thereunder, and we have fulfilled our other ethical responsibilities in accordance with these requirements and the Code of Ethics.

We believe that the audit evidence we have obtained is sufficient and appropriate to provide a basis for our audit opinion on the standalone Ind AS financial statement.

## **Key Audit Matters**

Key audit matters are those matters that, in our professional judgement, were of most significance in our audit of the standalone Ind AS financial statements of the current period. These matters were addressed in the context of our audit of the standalone Ind AS financial statements as a whole and in forming our opinion thereon, and we do not provide a separate opinion on these matters.

For each matter below, our description of how our audit addressed the matter is provided in that context.

## **Information other than the financial statements and the auditor's report thereon.**

The Company's Board of Directors is responsible for the preparation of the other information. The other information comprises the information included in the Management Discussion and Analysis, the Board's Report, including Annexures to the Board's Report, the Business Responsibility Report, Corporate Governance, and Shareholder's Information, but does not include the standalone Ind AS financial statements and our auditor's report thereon.

Our opinion on the standalone financial statements does not cover the other information, and we do not express

any form of assurance or conclusion thereon.

In connection with our audit of the standalone Ind AS financial statements, our responsibility is to read the other information and, in doing so, consider whether such other information is materially inconsistent with the financial statements or our knowledge obtained during the course of our audit or otherwise appears to be materially misstated.

If, based on the work we have performed, we conclude that there is a material misstatement of this other information, we are required to report that fact. We have nothing to report in this regard.

### ***Responsibility of Management and those charged with governance for Standalone in-house financial statements***

The Company's Board of Directors is responsible for the matters stated in Section 134(5) of the Companies Act, 2013 ("the Act") with respect to the preparation of these standalone Ind AS financial statements that give a true and fair view of the financial position, financial performance, including other comprehensive income, cash flows, and changes in equity of the Company in accordance with the accounting principles generally accepted in India, including the Indian Accounting Standards (Ind AS) specified under Section 133 of the Act.

This responsibility also includes maintenance of adequate accounting records in accordance with the provisions of the Act for safeguarding the assets of the Company and for preventing and detecting frauds and other irregularities; selection and application of appropriate accounting policies; making judgements and estimates that are reasonable and prudent; and design, implementation and maintenance of adequate internal financial controls, that were operating effectively for ensuring the accuracy and completeness of the accounting records, relevant to the preparation and presentation of the standalone Ind AS financial statement that give a true and fair view and are free from material misstatement, whether due to fraud or error.

In preparing the standalone Ind AS financial statements, Management is responsible for assessing the Company's ability to continue as a going concern, disclosing, as applicable, matters related to going concern, and using the going concern basis of

accounting unless the Management either intends to liquidate the Company or cease operations or has no realistic alternative but to do so.

Those charged with governance are also responsible for overseeing the Company's financial reporting process.

### ***Auditor's Responsibilities for the Audit of the Standalone and AS Financial Statements***

Our objectives are to obtain reasonable assurance about whether the standalone Ind AS financial statements as a whole are free from material misstatement, whether due to fraud or error, and to issue an auditor's report that includes our opinion. Reasonable assurance is a high level of assurance, but it is not a guarantee that an audit conducted by SAs will always detect a material misstatement when it exists. Misstatements can arise from fraud or error and are considered material if, individually or in the aggregate, they could reasonably be expected to influence the economic decisions of users taken on the basis of these standalone Ind AS financial statements.

**As part of an audit by SAs, we exercise professional judgement and maintain professional scepticism throughout the audit. We also:**

- Identify and assess the risks of material misstatement of the standalone Ind AS financial statements, whether due to fraud or error, design and perform audit procedures responsive to those risks, and obtain audit evidence that is sufficient and appropriate to provide a basis for our The risk of not detecting a material misstatement resulting from fraud is higher than for one resulting from error, as fraud may involve collusion, forgery, intentional omissions, misrepresentations, or the override of internal control.
- Obtain an understanding of internal control relevant to the audit in order to design audit procedures that are appropriate under Section 143(3)(i) of the Companies Act, 2013. We are also responsible for expressing our opinion on whether the company has adequate internal financial controls in place and the operating effectiveness of such controls.



- Evaluate the appropriateness of accounting policies used and the reasonableness of accounting estimates and related disclosures made by management.
- Conclude on the appropriateness of management's use of the going concern basis of accounting and, based on the audit evidence obtained, whether a material uncertainty exists related to events or conditions that may cast significant doubt on the Company's ability to continue as a going concern. If we conclude that a material uncertainty exists, we are required to draw attention in our auditor's report to the related disclosures in the financial statements or, if such disclosures are inadequate, to modify our opinion. Our conclusions are based on the audit evidence obtained up to the date of our auditor's report. However, future events or conditions may cause the Company to cease to be a going concern.
- Evaluate the overall presentation, structure, and content of the financial statements, including the disclosures, and whether the standalone Ind AS financial statements represent the underlying transactions and events in a manner that achieves a fair presentation.

We communicate with those charged with governance regarding, among other matters, the planned scope and timing of the audit and significant audit findings, including any significant deficiencies in internal control that we identify during our audit.

We also provide those charged with governance with a statement that we have complied with relevant ethical requirements regarding independence and communicate with them all relationships and other matters that may reasonably be thought to bear on our independence and, where applicable, related safeguards.

From the matters communicated with those charged with governance, we determine those matters that were of most significance in the audit of the standalone Ind AS financial statements for the financial year ended March 31, 2023, and are therefore the key audit matters. We describe these matters in our auditors' report unless law or regulation precludes public disclosure about the matter or when, in extremely rare circumstances, we determine that a matter should not be communicated in our report because the adverse consequences of doing so would reasonably be expected to outweigh

the public interest benefits of such communication.

### **Report on other Legal and Regulatory Requirements**

1. As required by the Companies (Auditor's Report) Order, 2020 ("the Order"), issued by the Central Government of India in terms of sub-section (11) of section 143 of the Companies Act, 2013, we give in the 'Annexure A' a statement on the matters specified in paragraphs 3 and 4 of the Order, to the extent applicable.
2. As required by Section 143(3) of the Act, we report that:
  - (a) We have sought and obtained all the information and explanations which to the best of our knowledge and belief were necessary for the purposes of our audit;
  - (b) In our opinion, proper books of account as required by law have been kept by the Company so far as it appears from our examination of those books;
  - (c) The Balance Sheet, the Statement of Profit and Loss including the statement of Other Comprehensive income, and the Cash Flow Statement and Statement of Changes in Equity dealt with by this Report are in agreement with the books of account;
  - (d) In our opinion, the aforesaid standalone Ind AS financial statements comply with the Indian Accounting Standards specified under Section 133 of the Act, read with Companies (Indian Accounting standard) Rules, 2022;
  - (e) On the basis of the written representations received from the directors as on 31st March, 2023 taken on record by the Board of Directors, none of the directors is disqualified as on 31st March, 2023 from being appointed as a director in terms of Section 164 (2) of the Act;
  - (f) With respect to the adequacy of the internal financial controls over financial reporting of the Company with reference to these standalone Ind AS financial statements and the operating effectiveness of such controls, refer to our separate Report in "Annexure B" to this report;

(g) With respect to the other matters to be included in the Auditor's Report in accordance with Rule 11 of the Companies (Audit and Auditors) Rules, 2014, in our opinion and to the best of our information and according to the explanations given to us:

- i. The Company has not any pending litigation which should require to disclose on its financial position.
- ii. The Company did not have any long-term contracts including derivative contracts for which there were any material foreseeable losses.
- iii. There were no amounts which were required to be transferred to the Investor Education and Protection Fund by the Company.

iv.

(a) The management has represented that, to the best of its knowledge and belief, as disclosed in to the accounts, no funds have been advanced or loaned or invested (either from borrowed funds or share premium or any other sources or kind of funds) by the Company to or in any other persons or entities, including foreign entities ("Intermediaries"), with the understanding, whether recorded in writing or otherwise, that the Intermediary shall:

- directly or indirectly lend or invest in other persons or entities identified in any manner whatsoever ("Ultimate Beneficiaries") by or on behalf of the Company or
- Provide any guarantee, security or the like to or on behalf of the Ultimate Beneficiaries.

(b) The management has represented, that, to the best of its knowledge and belief, as disclosed in the accounts, no funds have been received by the Company from any persons or entities, including foreign entities ("Funding Parties"), with the understanding, whether recorded in writing or otherwise, that the Company shall:

- directly or indirectly, lend or invest in

other persons or entities identified in any manner whatsoever ("Ultimate Beneficiaries") by or on behalf of the Funding Party or

- Provide any guarantee, security or the like from or on behalf of the Ultimate Beneficiaries.

(c) Based on such audit procedures as considered reasonable and appropriate in the circumstances, nothing has come to our notice that has caused us to believe that the representations under sub-clause (d) (i) and (d) (ii) contain any material misstatement.

v. There has been no dividend paid during the period ended 31st March, 2023 by the Company, hence compliance with section 123 of the Act is not arise.

vi. With respect to the matter to be included in the Auditor's Report under Section 197(16) of the Act:

In our opinion and according to the information and explanations given to us, the remuneration paid by the Company to its directors during the current year is in accordance with the provisions of Section 197 of the Act. The remuneration paid to any director is not in excess of the limit laid down under Section 197 of the Act. The Ministry of Corporate Affairs has not prescribed other details under Section 197(16) of the Act which are required to be commented upon by us.

**For Keyur Shah & Co.**

Chartered Accountants

FRN.: 141173W

Sd/-

**Keyur Shah**

Proprietor

Membership No.: 153774

UDIN – 23153774BGWLUY8139

Date : May, 2023

Place: Ahmedabad

# Annexure A

## To The Independent Auditors' Report

Referred to in paragraph 1 under the heading 'Report on Other Legal & 'Regulatory Requirement' of our report of even date to the financial statements of the Company for the period ended March 31, 2023:

### **i. Property, Plant, Equipment and intangible Assets:**

- a. The company is maintaining proper records showing full particulars, including quantitative details and situation of property, Plant, Equipment and intangible Asstes.
- b. The Property, Plant, Equipment and intangible Asstes are physically verified by the Management according to a phased programme, designed to cover all the items over a period of three years which, in our opinion is reasonable having regard to the size of the company and nature of its assets. Pursuant to the programme, a portion of the Property, Plant, Equipment and intangible Assets has been physically verified by the management during the year and no material discrepancies have been noticed on such verification.
- c. The title deeds of all the immovable properties (other than properties where the Company is the lessee and the lease agreements are duly executed in favour of the lessee), as disclosed in Note 2 on Property, plant and equipment and Intangible assets to the standalone financial statements, are held in the name of the Company.
- d. The Company has not revalued its Property, Plant, Equipment and intangible Assets during the year. Accordingly, the reporting under clause 3(i) (d) of the Order is not applicable to the company.
- e. Based on the information and explanations

furnished to us, no proceedings have been initiated on or are pending against the Company for holding Benami property under Benami Transactions (Prohibitions) Act, 1988(as amended in 2016) (formerly the Benami Transaction (Prohibition) Act, 1998(45 of 1988) and Rules made thereunder, and therefore the question of our commenting on whether the company has appropriately disclosed the details in its standalone financial statements does not arise.

### **ii. Inventory:**

- a. The physical verification of inventory (excluding stocks with third parties) has been conducted at reasonable intervals by the Management during the year and, in our opinion, the coverage and procedures of such verification by Management is appropriate.
- b. During the year, the Company has been sanctioned working capital limits in excess of Rs. 5 Crores in aggregate, from banks based on security of current assets. The Company has filed quarterly returns or statements with such banks, which are in agreement with the books of account.

### **iii. Loans given by the Company:**

In our opinion, and according to the information and explanations given to us, the Company has not made any investments in or provided any guarantee or security to firms or limited liability partnership except as mentioned below:

- a) Based on the audit procedures carried out by us and as per the information and explanations given to us, the Company has provided guarantee on the behalf of Shera Metal Private Limited. The details for guarantees as below:

(Amount in INR lakhs)

Particulars	Guarantees
Aggregate amount granted/Provided during the year	
-Subsidiaries	
-Shera Metal Private Limited	NIL
Balance outstanding as at balance sheet date	
-Subsidiaries	
-Shera Metal Private Limited	3230.00

- b) According to the information and explanations given to us and based on the audit procedures carried out by us, in our opinion the investments made and guarantees provided during the year and the terms and conditions of the grant of loans and guarantees provided during the year are prima facie, not prejudicial to the interest of the Company.
- c) According to the information and explanations given to us and on the basis of our examination of the records of the Company, in the case of loans given, in our opinion, the repayment of principal and payment of interest has been stipulated and the repayments or receipts have been regular. Further, the Company has not given any advances in loans to any party during the year.
- d) According to the information and explanations given to us and on the basis of our examination of the records of the Company, there is no overdue amount for more than ninety days in respect of loans given.
- e) According to the information and explanations given to us and on the basis of our examination of the records of the Company, there is no loan or advance in the nature of loan granted falling due during the year, which has been renewed or extended or fresh loans granted to settle the over dues of existing loans given to same parties.
- f) According to the information and explanations given to us and on the basis of our examination of the records of the Company, the Company has not granted any loans or advances in the nature of loans either repayable on demand or without specifying any terms or period of repayment.

#### **iv. Loans to directors & Investment by the Company:**

In our opinion, and according to the information

and explanations given to us, the Company has complied with the provisions of Sections 185 and 186 of the Companies Act, 2013 in respect of the loans and investments made, and guarantees and security provided by it, as applicable.

#### **v. Deposits**

The Company has not accepted any deposits or amounts which are deemed to be deposits within the meaning of Sections 73, 74, 75 and 76 of the Act and the Rules framed there under to the extent notified.

#### **vi. Cost records:**

Pursuant to the rules made by the Central Government of India, the Company is required to maintain cost records as specified under Section 148(1) of the Act in respect of its products. We have broadly reviewed the same and are of the opinion that, prima facie, the prescribed accounts and records have been made and maintained. We have not, however, made a detailed examination of the records with a view to determine whether they are accurate or complete.

#### **vii. Statutory Dues:**

- a. According to the information and explanations given to us and the records of the Company examined by us, in our opinion, the Company is generally regular in depositing undisputed statutory dues in respect of provident fund, employees' state insurance, income tax, goods and services tax and labour welfare fund, there were no delay in depositing undisputed statutory dues, including sales tax, service tax, duty of customs, duty of excise, value added tax, cess and other material statutory dues, as applicable, with the appropriate authorities.
- b. According to the information and explanation given to us, there are no dues of income tax, sales tax, goods & service tax, service tax, duty of customs, duty of excise, value added tax outstanding on account of any dispute except:

Nature of Statute	Nature of Dues	Amount (Rs. In Lakhs)	Period to which amount relates	Forum where dispute is pending
Income Tax Act, 1961	TDS Interest & Short deduction	0.33	Prior Years	Traces
Central Excise and Customs	RIPS Subsidy Appeal	1.43	SCN dated 28-02-2018	Adjudication at Asst. Commissioner of GST
Income Tax Act, 1961	Income Tax Dues	0.49	AY-2017-18	CIT Appeal, Jaipur
Income Tax Act, 1961	Income Tax Dues	0.56	AY-2020-21	CPC
Income Tax Act, 1961	Income Tax Dues	0.09	AY-2013-14	CIT Appeal, Jaipur
Income Tax Act, 1961	Income Tax Dues	1.03	AY-2013-14	CIT Appeal, Jaipur
GST Act, 2017	ITC Mismatch	27.48	2018-19	Assistant Commissioner of GST
GST Act, 2017	ITC Mismatch	18.04	2019-20	Assistant Commissioner of GST

### **viii. Unrecorded income**

According to the information and explanations given to us and the records of the Company examined by us, there are no transactions in the books of account that has been surrendered or disclosed as income during the year in the tax assessments under the Income Tax Act, 1961, that has not been recorded in the books of account.

### **ix. Repayment of Loans:**

- a. According to the records of the Company examined by us and the information and explanations given to us, the Company has not defaulted in repayment of loans or other borrowings or in the payment of interest to any lender during the year.
- b. According to the information and explanations given to us and on the basis of our audit procedures, we report that the Company has not been declared Willful Defaulter by any bank or financial institution or government or any government authority.
- c. In our opinion, and according to the information and explanations given to us, term loans which were applied for the purpose for which the loans were obtained.
- d. According to the information and explanations given to us, and the procedures performed by us, and on an overall examination of the standalone financial statements of the Company, we report that the Company has not used funds raised on short-term basis for the long-term purposes.
- e. According to the information and explanations given to us and on an overall examination of the standalone financial statements of the Company, we report that

the Company has not taken any funds from any entity or person on account of or to meet the obligations of its subsidiaries, associates or joint ventures.

- f. According to the information and explanations given to us and procedures performed by us, we report that the Company has not raised loans during the year on the pledge of securities held in its subsidiaries, joint ventures or associate companies.

### **x. Utilization of IPO & FPO and Private Placement and Preferential issues:**

- a. The company had made a Private Placement of 18,00,000 equity shares of face value of Rs. 10/- each fully paid up for cash at a price of Rs. 56/- per equity share (including share premium of Rs. 46 per equity share) aggregating to Rs. 10.08/- Cr. The equity shares were allotted on 21 January 2023.
- b. The company had made an initial public offering (IPO) cum offer for sale of 61,76,000 equity shares in aggregate of face value of Rs. 10/- each fully paid up for cash at a price of Rs. 57/- per equity share (including share premium of Rs. 47 per equity share) aggregating to Rs. 35.20/- Cr (Fresh Issue of Rs. 5.97 Cr and Offer for sale of Rs. 29.23 Cr) The equity shares were allotted on 15 February 2023. The equity shares of the company got listed on NSE Emerge Platform on 17th February, 2023. Out of 61,76,000 equity share 51,28,000 share is offer for sale and 10,48,000 share is fresh issue.
- c. The Proceeds from the IPO and Private Placement other than offer for sale and net off ipo expenses is Rs. 1514.95 lakhs the object & proposed utilisation of the same is as follows:

Nature of the fund raised	Purpose for which funds were raised	Total Amount Raised/ Opening unutilized balance	Amount utilized for the other purpose	Unutilized balance as at balance sheet date	Details of default (Reason/ Delay)	Subsequently rectified (Yes/No) and details
Initial Public Offer and Private Placement	To meet working capital requirement and General corporate purposes	1514.95 Lakh	None	Nil	No Default	No



***xi. Reporting of Fraud:***

- a) During the course of our examination of the books and records of the Company, carried out in accordance with the generally accepted auditing practices in India, and according to the information and explanations given to us, we have neither come across any instance of material fraud by the Company or on the Company, noticed or reported during the year, nor have we been informed of any such case by the Management.
- b) During the course of our examination of the books and records of the Company, carried out in accordance with the generally accepted auditing practices in India, and according to the information and explanations given to us, no report under Section 143(12) of the Act, in Form ADT-4, as prescribed under rule 13 of Companies (Audit and Auditors) Rules, 2014 has been filed with the Central Government. Accordingly, the reporting under Clause 3(xi)(b) of the Order is not applicable to the Company.
- c) During our examination of the books and records of the Company, carried out in accordance with the generally accepted auditing practices in India, and according to the information and explanations given to us, the Company has not received whistle-blower complaints during the year, which have been considered by us for any bearing on our audit and reporting.

***xii. NIDHI Company:***

As the Company is not a Nidhi Company and the Nidhi Rules, 2014 are not applicable to it, the reporting under Clause 3(xii) of the Order is not applicable to the Company.

***xiii. Related Party Transaction:***

The Company has entered transactions with related parties in compliance with the provisions of Sections 177 and 188 of the Act. The details of such related party transactions have been disclosed in the standalone financial statements as required by applicable accounting standards.

***xiv. Internal Audit***

- a) In our opinion and according to the information and explanation given to us, the Company has an internal audit system commensurate with the size and nature of its business.
- b) The reports of the Internal Auditor for the period under audit have been considered by us.

***xv. Non-Cash Transaction:***

The Company has not entered any non-cash transactions with its directors or persons connected with him. Accordingly, the reporting on compliance with the provisions of Section

192 of the Act under Clause 3(xv) of the Order is not applicable to the Company.

***xvi. Register under RBI Act, 1934:***

The provisions of Section 45-IA of the Reserve Bank of India Act, 1934 (2 of 1934) are not applicable to the Company. Accordingly, the requirement to report on clause (xvi) (a),(b),(c) & (d) of the Order is not applicable to the Company.

***xvii. Cash Losses***

The Company has not incurred any cash losses in the financial year or in the immediately preceding financial year.

***xviii. Auditor's resignation***

There has been no resignation of the statutory auditors for the period ended 31st March 2023, accordingly this clause is not applicable.

***xix. Financial Position***

According to the information and explanations given to us and on the basis of the financial ratios, ageing and expected dates of realization of financial assets and payment of financial liabilities, other information accompanying the standalone financial statements, our knowledge of the Board of Directors and management plans and based on our examination of the evidence supporting the assumptions, nothing has come to our attention, which causes us to believe that any material uncertainty exists as on the date of the audit report that the Company is not capable of meeting its liabilities existing at the date of balance sheet as and when they fall due within a period of one year from the balance sheet date. We, however, state that this is not an assurance as to the future viability of the Company. We further state that our reporting is based on the facts up to the date of the audit report and we neither give any guarantee nor any assurance that all liabilities falling due within a period of one year from the balance sheet date, will get discharged by the Company as and when they fall due.

***xx. Corporate Social Responsibility***

The Provision of Section 135 of the Companies Act 2013 in relation to Corporate Social Responsibility are not applicable to the Company during the year and hence reporting under this clause is not applicable.

***For Keyur Shah & Co.***  
Chartered Accountants  
FRN.: 141173W

***Sd/-***  
***Keyur Shah***  
Proprietor

Membership No.: 153774  
UDIN – 23153774BGWLUY8139

Date : 22nd May, 2023  
Place: Ahmedabad



# Annexure B

## *To The Independent Auditors' Report*

of even date on the Standalone Ind AS Financial Statements of Shera Energy Limited

### ***Report on the Internal Financial Controls under Clause (i) of Sub-section 3 of Section 143 of the Companies Act, 2013 (“the Act”)***

We have audited the internal financial controls over financial reporting of Shera Energy Limited (“the Company”) as of March 31, 2023 in conjunction with our audit of the Standalone Ind AS financial statements of the Company for the period ended on that date.

#### ***Management's Responsibility for Internal Financial Controls***

The Company's Management is responsible for establishing and maintaining internal financial controls based on the internal control over financial reporting criteria established by the Company considering the essential components of internal control stated in the Guidance Note on Audit of Internal Financial Controls over Financial Reporting issued by the Institute of Chartered Accountants of India. These responsibilities include the design, implementation and maintenance of adequate internal financial controls that were operating effectively for ensuring the orderly and efficient conduct of its business, including adherence to the respective company's policies, the safeguarding of its assets, the prevention and detection of frauds and errors, the accuracy and completeness of the accounting records, and the timely preparation of reliable financial information, as required under the Companies Act, 2013.

#### ***Auditor's Responsibility***

Our responsibility is to express an opinion on the company's internal financial controls over financial reporting with reference to these standalone Ind AS financial statements based on our audit. We conducted our audit in accordance with the Guidance Note on Audit of Internal Financial Controls Over Financial Reporting (the “Guidance Note”) issued by the Institute of Chartered Accountants of India and the Standards on Auditing prescribed under Section 143(10) of the Companies Act, 2013, to the extent

applicable to an audit of internal financial controls. Those Standards and the Guidance Note require that we comply with ethical requirements and plan and perform the audit to obtain reasonable assurance about whether adequate internal financial controls over financial reporting with reference to these standalone Ind AS financial statement was established and maintained and if such controls operated effectively in all material respects.

Our audit involves performing procedures to obtain audit evidence about the adequacy of the internal financial controls system over financial reporting with reference to these standalone Ind AS financial statements and their operating effectiveness. Our audit of internal financial controls over financial reporting included obtaining an understanding of internal financial controls over financial reporting with reference to these standalone Ind AS financial statements, assessing the risk that a material weakness exists, and testing and evaluating the design and operating effectiveness of internal control based on the assessed risk. The procedures selected depend on the auditor's judgment, including the assessment of the risks of material misstatement of the financial statements, whether due to fraud or error.

We believe that the audit evidence we have obtained, is sufficient and appropriate to provide a basis for our audit opinion on the internal financial controls system over financial reporting with reference to these standalone Ind AS financial statements of the Company.

#### ***Meaning of Internal Financial Controls over Financial Reporting with reference to these Standalone Ind AS Financial Statements***

A company's internal financial control over financial reporting with reference to these standalone Ind AS financial statements is a process designed to provide reasonable assurance regarding the reliability of financial reporting and the preparation of financial statements for external purposes in accordance with generally accepted accounting principles.

A company's internal financial control over financial reporting with reference to these standalone Ind AS financial statements includes those policies and procedures that:

- (1) Pertain to the maintenance of records that, in reasonable detail, accurately and fairly reflect the transactions and dispositions of the assets of the company;
- (2) Provide reasonable assurance that transactions are recorded as necessary to permit preparation of financial statements in accordance with generally accepted accounting principles, and that receipts and expenditures of the company are being made only in accordance with authorizations of management and directors of the company; and
- (3) Provide reasonable assurance regarding prevention or timely detection of unauthorized acquisition, use, or disposition of the company's assets that could have a material effect on the financial statements.

***Inherent Limitations of Internal Financial Controls over Financial Reporting with reference to these standalone Ind AS Financial Statements***

Because of the inherent limitations of internal financial controls over financial reporting with reference to these standalone Ind AS financial statements, including the possibility of collusion or improper management override of controls, material misstatements due to error or fraud may occur and not be detected. Also, projections of any evaluation of the internal financial controls over financial

reporting with reference to these standalone Ind AS financial statements to future periods are subject to the risk that the internal financial control over financial reporting with reference to these standalone Ind AS financial statements may become inadequate because of changes in conditions, or that the degree of compliance with the policies or procedures may deteriorate.

***Opinion***

In our opinion, to the best of our information and according to the explanations given to us, the Company has, in all material respects, an adequate internal financial controls system over financial reporting with reference to these standalone Ind AS financial statements and such internal financial controls over financial reporting with reference to these standalone Ind AS financial statements were operating effectively as at March 31, 2023, based on the internal control over financial reporting criteria established by the Company considering the essential components of internal control stated in the Guidance Note on Audit of Internal Financial Controls Over Financial Reporting issued by the Institute of Chartered Accountants of India.

***For Keyur Shah & Co.***  
Chartered Accountants  
FRN.: 141173W

***Sd/-***  
***Keyur Shah***  
Proprietor  
Membership No.: 153774  
UDIN – 23153774BGWLUY8139

Date : 22nd May, 2023  
Place: Ahmedabad



**SHERA ENERGY LIMITED (Formerly Known as SHERA ENERGY PRIVATE LIMITED)**  
Standalone Balance Sheet as at 31st March, 2023

## Balance Sheet

(Amount in INR lakhs)

S.No.	Particulars	Note	As at March 31, 2023	As at March 31, 2022
<b>I</b>	<b>ASSETS</b>			
	<b>A) Non-Current Assets</b>			
	a) Property Plant & Equipments	2	916.66	780.99
	b) Right of Use Assets	2	25.20	52.70
	c) Intangible Assets	2	0.15	0.44
	d) Capital Work-in-progress	2	20.44	49.47
	e) Financial Assets			
	- Investments	3	1,855.20	1,855.20
	- Other Financial Assets	4	77.96	92.68
	<b>Total Non-Current Assets</b>		<b>2,895.61</b>	<b>2,831.48</b>
	<b>B) Current Assets</b>			
	a) Inventories	5	6,826.41	6,248.32
	b) Financial Assets			
	- Trade receivables	6	9,336.53	9,228.34
	- Cash and Cash Equivalents	7	291.63	45.47
	- Other Bank Balances	8	660.75	874.99
	- Loans	9	996.94	841.49
	- Other Financial Assets	10	82.54	46.97
	c) Other Current Assets	11	333.16	502.78
	d) Other Tax Assets (net)	12	-	10.10
	<b>Total Current Assets</b>		<b>18,527.96</b>	<b>17,798.46</b>
	<b>TOTAL ASSETS</b>		<b>21,423.57</b>	<b>20,629.94</b>
<b>II</b>	<b>EQUITY AND LIABILITIES</b>			
<b>1</b>	<b>EQUITY</b>			
	a) Equity Share capital	13	2,278.83	1,994.03
	b) Other Equity - attributable to owners of the company	14	5,780.18	4,125.94
	<b>Total Equity</b>		<b>8,059.01</b>	<b>6,119.97</b>
<b>2</b>	<b>LIABILITIES</b>			
	<b>A) Non-Current Liabilities</b>			
	a) Financial Liabilities			
	- Long Term Borrowings	15	707.77	979.53
	- Long Term Lease Liabilities	15A	-	36.64
	b) Long Term Provisions	16	2.40	-
	c) Deferred Tax Liabilities (Net)	17	72.12	80.95
	<b>Total Non-Current Liabilities</b>		<b>782.29</b>	<b>1,097.12</b>
	<b>B) Current Liabilities</b>			
	a) Financial Liabilities			
	- Short Term Borrowings	18	4,156.30	4,722.95
	- Short Term Lease Liabilities	18A	36.64	36.34
	- Trade payables	19		
	(i) Total outstanding dues of other than Micro Enterprise and Small Enterprises		6,996.09	7,961.36
	(ii) Total outstanding dues of Micro Enterprise and Small Enterprises		1,200.44	517.26
	b) Short-Term Provisions	20	33.26	24.39
	c) Other Current Liabilities	21	136.07	150.55
	d) Current Tax Liabilities (Net)	22	23.47	-
	<b>Total Current Liabilities</b>		<b>12,582.27</b>	<b>13,412.85</b>
	<b>Total Liabilities</b>		<b>13,364.56</b>	<b>14,509.97</b>
	<b>TOTAL EQUITY &amp; LIABILITIES</b>		<b>21,423.57</b>	<b>20,629.94</b>

The accompanying notes are integral part of these standalone financial Statements.

1-47

As per report of even date  
For, **Keyur Shah & Co.**  
F.R. No: 141173W  
Chartered Accountants

Sd/-  
**Keyur Shah**  
Proprietor  
M.No. 153774

Date :- 22/05/2023 | Place :- Ahmedabad

For and on the behalf of Board of Directors  
For, Shera Energy Limited

Sd/-  
**Sheikh Naseem**  
Chairman & Managing Director  
(DIN: 02467366)

Sd/-  
**Sumit Singh**  
C.F.O.  
(PAN: BUEPS3019N)

Date :- 22/05/2023 | Place :- Jaipur

Sd/-  
**Shivani Shiekh**  
Director  
(DIN: 02467557)

Sd/-  
**Jyoti Goyal**  
Company Secretary  
(PAN: BTYPG3872L)



**SHERA ENERGY LIMITED (Formerly Known as SHERA ENERGY PRIVATE LIMITED)**  
**Standalone Statement of Profit & Loss for the period ended 31th March, 2023**

## Statement of Profit and Loss

(Amount in INR lakhs)

S.No.	Particulars	Note	As at March 31, 2023	As at March 31, 2022
<b>I</b>	<b>INCOME</b>			
	a) Revenue from operations	23	54,828.26	46,702.36
	b) Other income	24	63.94	50.04
	<b>TOTAL INCOME</b>		<b>54,892.20</b>	<b>46,752.40</b>
<b>II</b>	<b>EXPENSES</b>			
	a) Cost of materials consumed	25	51,699.37	44,690.17
	b) Changes in Inventories of Finished Goods, Work-In-Progress and Stock-In-Trade	26	(750.17)	(1,130.00)
	c) Employee Benefit Expenses	27	488.33	356.49
	d) Finance costs	28	1,389.89	1,207.68
	e) Depreciation and amortization expense	29	113.41	116.86
	f) Other Expenses	30	1,330.55	1,051.00
	<b>TOTAL EXPENSES</b>		<b>54,271.38</b>	<b>46,292.20</b>
<b>III</b>	<b>PROFIT BEFORE TAX (PBT) (I-II)</b>		<b>620.82</b>	<b>460.20</b>
<b>IV</b>	<b>TAX EXPENSES</b>			
	a) Current tax	31	160.31	121.25
	b) Deferred tax (Liability) / Assets	31	(4.97)	(6.43)
	c) Income Tax (Prior Period)	31	-	-
	<b>TOTAL TAX EXPENSES</b>		<b>155.34</b>	<b>114.82</b>
<b>V</b>	<b>PROFIT AFTER TAX (PAT) (III-IV)</b>		<b>465.48</b>	<b>345.38</b>
<b>VI</b>	<b>OTHER COMPREHENSIVE INCOME / (EXPENSE)</b>			
	a) Items that will not be reclassified to Profit & Loss		15.31	(4.66)
	Income tax in respect of above	-	(3.85)	1.17
	b) Items that may be reclassified to Profit & Loss		-	-
	Income tax in respect of above		-	-
	<b>TOTAL OTHER COMPREHENSIVE INCOME</b>		<b>11.46</b>	<b>(3.49)</b>
<b>VII</b>	<b>TOTAL COMPREHENSIVE INCOME FOR THE YEAR (V+VI)</b>		<b>476.94</b>	<b>341.89</b>
<b>VIII</b>	<b>EARNINGS PER EQUITY SHARE OF RS. 10/- EACH (IN RS.)</b>			
	a) Basic	32	2.28	1.73
	b) Diluted	32	2.28	1.73

The accompanying notes are integral part of these standalone financial Statements.

1-47

As per report of even date  
For, **Keyur Shah & Co.**  
F.R. No: 141173W  
Chartered Accountants

Sd/-  
**Keyur Shah**  
Proprietor  
M.No. 153774

Date :- 22/05/2023 | Place :- Ahmedabad

For and on the behalf of Board of Directors  
For, Shera Energy Limited

Sd/-  
**Sheikh Naseem**  
Chairman & Managing Director  
(DIN: 02467366)

Sd/-  
**Sumit Singh**  
C.F.O.  
(PAN: BUEPS3019N)

Date :- 22/05/2023 | Place :- Jaipur

Sd/-  
**Shivani Shiekh**  
Director  
(DIN: 02467557)

Sd/-  
**Jyoti Goyal**  
Company Secretary  
(PAN: BTYPG3872L)



## Statement of Cash Flow

(Amount in INR lakhs)

Particulars	As at March 31, 2023	As at March 31, 2022
<b>CASH FLOW FROM OPERATING ACTIVITIES</b>		
Net profit Before Tax and Extraordinary Item	620.82	460.20
<b>Adjustments For:</b>		
Depreciation	113.41	116.86
Adjustment related to OCI effect	(15.31)	4.66
Interest Received	(48.85)	(50.04)
Interest and Finance Charges	1,389.89	1,207.68
<b>Operating Profit before working capital changes</b>	<b>2059.96</b>	<b>1,739.36</b>
<b>Adjustment For:</b>		
Changes in Inventories	(578.09)	(1,737.64)
Changes in Trade receivables	(108.19)	(693.48)
Changes in Other Financial Asset	(35.57)	0.24
Changes in Other Current Asset	169.62	(2.45)
Changes in Trade Payables	(282.09)	820.01
Changes in Other Tax Assets (net)	10.10	(10.10)
Changes in Short Term Provisions and Long Term Provisions	11.27	13.99
Changes in Current Tax Liabilities (Net)	23.47	(52.41)
Changes in Current Liabilities	(14.45)	106.55
<b>Cash Generated from Operations</b>	<b>1,256.03</b>	<b>184.07</b>
Taxes Paid	(160.31)	(121.25)
<b>Net Cash From / (Used In) Operating Activities (A)</b>	<b>1,095.72</b>	<b>62.82</b>
<b>Cash Flow from Investing Activities</b>		
(Purchase) / Sale of Fixed Assets/ Capital Work in Progress	(192.27)	(68.06)
Changes in Other Financial Asset	14.72	(1.12)
Interest Received	48.85	50.04
Changes in Fixed Deposit	214.24	(284.89)
<b>Net Cash From / (Used In) Investing Activities (B)</b>	<b>85.54</b>	<b>(304.03)</b>
<b>Cash Flow from Financing Activities</b>		
Proceeds from Issue of Shares	284.80	
Security Premium	1,200.19	
Interest and Finance Charges	(1,389.89)	(1207.68)
Changes in Short Term Borrowing	(566.65)	1284.21
Changes in Short Term Lease	0.30	3.45
Changes in Short-term loans and advances	(155.45)	(56.22)
Changes in Long Term Lease	(36.64)	(36.34)
Changes in Long Term Borrowing	(271.76)	(19.09)
<b>Net Cash from Financing Activities (C)</b>	<b>(935.10)</b>	<b>(31.67)</b>
<b>Net Increase / (Decrease) in Cash (A)+(B)+(C)</b>	<b>246.16</b>	<b>272.88</b>
Cash and Cash equivalents at the beginning of the year	45.47	318.35
<b>Cash and Cash equivalents at the end of the year</b>	<b>291.63</b>	<b>45.47</b>

NOTE: The above cash flow has been prepared under the "Indirect Method" as set out in Indian Accounting Standard (Ind AS) 7 - statement of cash flows.

As per report of even date

For, **Keyur Shah & Co.**

F.R. No: 141173W

Chartered Accountants

Sd/-

**Keyur Shah**

Proprietor

M.No. 153774

Date :- 22/05/2023 | Place :- Ahmedabad

For and on the behalf of Board of Directors

For, Shera Energy Limited

Sd/-

**Sheikh Naseem**

Chairman & Managing Director

(DIN: 02467366)

Sd/-

**Sumit Singh**

C.F.O.

(PAN: BUEPS3019N)

Date :- 22/05/2023 | Place :- Jaipur

Sd/-

**Shivani Shiekh**

Director

(DIN: 02467557)

Sd/-

**Jyoti Goyal**

Company Secretary

(PAN: BTYPG3872L)



## Statement of Changes in Equity

### (A) EQUITY SHARE CAPITAL

(Amount in INR lakhs)

Particulars	Amount
<b>As at 1 April 2022</b>	<b>1,994.03</b>
Changes in Equity Share Capital due to prior period errors	-
<b>Rested balance as at 1 April 2022</b>	<b>1,994.03</b>
Changes in Equity Share Capital during the year	284.80
<b>As at 31 March 2023</b>	<b>2,278.83</b>

Particulars	Amount
<b>As at 1 April 2021</b>	<b>1,994.03</b>
Changes in Equity Share Capital due to prior period errors	-
<b>Rested balance as at 1 April 2021</b>	<b>1,994.03</b>
Changes in Equity Share Capital during the year	-
<b>As at 31 March 2022</b>	<b>1,994.03</b>

### (B) OTHER EQUITY

Particular	Reserves & Surplus			Other Comprehensive Income	Total
	Securities Premium	Retained Earnings	Capital Reserve		
Balance as at 1 April, 2022	498.47	3,462.60	152.85	12.02	4,125.94
Changes in accounting policy or prior period errors	-	-	-	-	-
Restated balance as at 1 April 2021	498.47	3,462.60	152.85	12.02	4,125.94
Net Profit/ (Loss) during the Year	-	465.51	-	-	465.51
Addition during the year	1,200.19	-	-	-	-
Remeasurement Gain/(Loss) on defined benefit plan (net of tax)	-	-	-	(11.46)	(11.46)
Total Comprehensive Income/ (Expense)	-	-	-	(11.46)	(11.46)
Balance as at 31st March, 2023	1,698.66	3,928.11	152.85	0.56	5,780.18

Particular	Reserves & Surplus			Other Comprehensive Income	Total
	Securities Premium	Retained Earnings	Capital Reserve		
Balance as at 1 April, 2021	498.47	3,117.23	152.85	8.54	3,777.09
Changes in accounting policy or prior period errors	-	-	-	-	-
Restated balance as at 1 April 2021	498.47	3,117.23	152.85	8.54	3,777.09
Net Profit/ (Loss) during the Year	-	345.37	-	-	345.37
Remeasurement Gain/(Loss) on defined benefit plan (net of tax)	-	-	-	3.48	3.48
Total Comprehensive Income/ (Expense)	-	345.37	-	3.48	348.85
Balance as at 31st March, 2022	498.47	3,462.60	152.85	12.02	4,125.94





## Statement of Changes in Equity

(Amount in INR lakhs)

Particular	Reserves & Surplus			Other Comprehensive Income	Total
	Securities Premium	Retained Earnings	Capital Reserve		
Balance as at 1 April, 2020	498.47	2,802.79	152.85	0.01	3454.12
Changes in accounting policy or prior period errors	-	-	-	-	-
Restated balance as at 1 April 2020	498.47	2,802.79	152.85	0.01	3454.12
Net Profit/ (Loss) during the Year	-	314.44	-	-	314.44
Remeasurement Gain/(Loss) on defined benefit plan (net of tax)	-	-	-	8.53	8.53
Total Comprehensive Income/ (Expense)	-	314.44	-	8.53	322.97
Balance as at 31st March, 2021	498.47	3,117.23	152.85	8.54	3,777.09

### Nature and Purpose of Reserves

**(a) Securities Premium:** The amount received in excess of face value of the equity shares is recognised in securities premium reserve.

**(b) Retained earnings:** Retained earnings are the profits that the Company has earned till date, less any transfer to general reserve, dividends or other distributions to shareholders.

The accompanying notes are integral part of these consolidated financial statements.

As per report of even date  
For, **Keyur Shah & Co.**  
F.R. No: 141173W  
Chartered Accountants

**Sd/-**  
**Keyur Shah**  
Proprietor  
M.No. 153774

Date :- 22/05/2023 | Place :- Ahmedabad

For and on the behalf of Board of Directors  
For, Shera Energy Limited

**Sd/-**  
**Sheikh Naseem**  
Chairman & Managing Director  
(DIN: 02467366)

**Sd/-**  
**Sumit Singh**  
C.F.O.  
(PAN: BUEPS3019N)

Date :- 22/05/2023 | Place :- Jaipur

**Sd/-**  
**Shivani Shiekh**  
Director  
(DIN: 02467557)

**Sd/-**  
**Jyoti Goyal**  
Company Secretary  
(PAN: BTYYPG3872L)

# Notes to the Standalone Financial Statements for the Period ended on March 31, 2023

## 1.1 Company Overview:

Shera Energy Limited ('the Company') is a limited Company (Formerly known as Shera Energy Private Limited) domiciled and incorporated in India. The registered office of the Company is located at F-269-B, Road No. 13 V.K. industrial Area Jaipur-302013 Rajasthan, India.

The company is engaged in the activity of manufacturer of non-ferrous metal products i.e. winding wires, wire, tubes and rod.

## 1.2 General Information & Statement of Compliance with Ind AS:

These financial statements are the separate financial statements of the Company (also called as standalone financial statements) prepared in accordance with Indian Accounting Standard ("Ind AS") notified under the Companies Act, 2013 ("the Act") read with Rule 3 of the Companies (Indian Accounting Standards) Rules, 2015, as amended.

## 1.3 Significant Accounting Policies:

### 1.3.1 Basis of Preparation and Presentation

The Financial Statements have been prepared on the historical cost basis except for following assets and liabilities which have been measured at fair value amount:

- (a) Certain Financial Assets and Liabilities (including derivative instruments if any), and
- (b) Defined Benefit Plans - Plan Assets

The financial statements of the Company have been prepared to comply with the Indian Accounting standards ('Ind AS'), including the rules notified under the relevant provisions of the Companies Act, 2013.

The Company's Financial Statements are presented in Indian Rupees, which is also its functional currency.

### 1.3.2 Fair Value Measurement

Some of the Company's accounting policies and disclosures require the measurement of fair values, for both financial and non-financial

assets and liabilities.

The Company has an established control framework with respect to the measurement of fair values. This includes a financial reporting team that has overall responsibility for overseeing all significant fair value measurements, including Level 3 fair values.

The financial reporting team regularly reviews significant unobservable inputs and valuation adjustments. If third party information, such as pricing services, is used to measure fair values, then the financial reporting team assesses the evidence obtained from the third parties to support the conclusion that these valuations meet the requirements of Ind AS, including the level in the fair value hierarchy in which the valuations should be classified.

Fair values are categorised into different levels in a fair value hierarchy based on the inputs used in the valuation techniques as follows.

**Level 1:** quoted prices (unadjusted) in active markets for identical assets or liabilities.

**Level 2:** inputs other than quoted prices included in Level 1 that are observable for the liability, either directly (i.e. as prices) or indirectly (i.e. derived from prices).

**Level 3:** inputs for the asset or liability that are not based on observable market data (unobservable inputs).

When measuring the fair value of an asset or a liability, the Company uses observable market data as far as possible. If the inputs used to measure the fair value of an asset or a liability fall into different levels of the fair value hierarchy, then the fair value measurement is categorised in its entirety in the same level of the fair value hierarchy as the lowest level input that is significant to the entire measurement.

The Company recognises transfers between levels of the fair value hierarchy at the end of the reporting period during which the change has occurred.

## Notes to the Standalone Financial Statements for the Period ended on March 31, 2023

### 1.3.3 Current and Non-Current Classification

The Company presents assets and liabilities in the Balance Sheet based on Current /Non-Current classification.

#### An asset is treated as Current when it is-

- Expected to be realised or intended to be sold or consumed in normal operating cycle;
- Held primarily for the purpose of trading;
- Expected to be realised within twelve months after the reporting period, or
- Cash or cash equivalent unless restricted from being exchanged or used to settle a liability for at least twelve months after the reporting period.

All other assets are classified as non-current.

#### A liability is current when:

- It is expected to be settled in normal operating cycle;
- It is held primarily for the purpose of trading;
- It is due to be settled within twelve months after the reporting period, or
- There is no unconditional right to defer the settlement of the liability for at least twelve months after the reporting period.

The Company classifies all other liabilities as non-current.

Deferred tax assets and liabilities are classified as non-current assets and liabilities.

### 1.3.4 Property, Plant and Equipment

- (a) Tangible Assets Property, Plant and Equipment are stated at cost, net of recoverable taxes, trade discount and rebates less accumulated depreciation and impairment losses, if any. Such cost includes purchase price, borrowing cost and any cost directly attributable to bringing the assets to its working condition for its intended use, net charges on foreign exchange contracts and adjustments arising from exchange rate variations attributable to the assets. Subsequent costs are included in the asset's carrying amount or recognised as a separate asset, as appropriate, only

when it is probable that future economic benefits associated with the item will flow to the entity and the cost can be measured reliably.

Property, Plant and Equipment which are significant to the total cost of that item of Property, Plant and Equipment and having different useful life are accounted separately.

Other Indirect Expenses incurred relating to project, net of income earned during the project development stage prior to its intended use, are considered as pre-operative expenses and disclosed under Capital Work-in-Progress.

#### Depreciation

Free hold land is not depreciated. Improvement costs are amortized over the period of the lease. Depreciation on Property, Plant and Equipment is provided using Straight Line Method (SLM). Depreciation is provided based on useful life of the assets as prescribed in Schedule II to the Companies Act, 2013 except in respect of the following assets, where useful life is different than those prescribed in Schedule II:

Name of Property, Plants and Equipment	Useful Life*
Building (Leasehold Development)	10 Years

\*The useful life has been assessed based on technical evaluation, taking into account the nature of the asset and the estimated usage basis management's best judgement of economic benefits from those classes of assets.

The residual values, useful lives and methods of depreciation of Property, Plant and Equipment are reviewed at each financial year end and adjusted prospectively, if appropriate.

#### Derecognition

Gains or losses arising from derecognition of a Property, Plant and Equipment are measured as the difference between the net disposal proceeds and the carrying amount of the asset and are recognised in the Statement of Profit and Loss when the asset is derecognised.

## Notes to the Standalone Financial Statements for the Period ended on March 31, 2023

### (b) Capital Work-in-Progress and Capital Advances

Cost of Property, Plant and Equipment not ready for intended use, as on the balance sheet date, is shown as a "Capital Work-in-Progress". The Capital Work-in-Progress is stated at cost. Any expenditure in relation to survey and investigation of the properties is carried as Capital Work-in-Progress. Such expenditure is either capitalized as cost of the projects on completion of construction project or the same is expensed in the period in which it is decided to abandon such project. Any advance given towards acquisition of Property, Plants and Equipment outstanding at each balance sheet date is disclosed as "Other Non-Current Assets".

### (c) Intangible Assets

Intangible Assets are stated at cost of acquisition net of recoverable taxes, trade discount and rebates less accumulated amortisation/depletion and impairment losses, if any. Such cost includes purchase price, borrowing costs, and any cost directly attributable to bringing the asset to its working condition for the intended use, net charges on foreign exchange contracts and adjustments arising from exchange rate variations attributable to the Intangible Assets.

Subsequent costs are included in the asset's carrying amount or recognised as a separate asset, as appropriate, only when it is probable that future economic benefits associated with the item will flow to the entity and the cost can be measured reliably.

#### Amortization

The amortization expenses on Intangible assets with the finite lives are recognized in the Statement of Profit and Loss. The Company's intangible assets comprises assets with finite useful life which are amortised on a straight-line basis over the period of their expected useful life as tabulated below:

Particulars	Useful Life*
Accounting and Antivirus Software	3 Years

The amortization period and the amortization method for an intangible asset with finite useful life is reviewed at each financial year end and adjusted prospectively, if appropriate.

#### Derecognition

Gains or losses arising from derecognition of an Intangible Asset are measured as the difference between the net disposal proceeds and the carrying amount of the asset and are recognised in the Statement of Profit and Loss when the asset is derecognised.

### 1.3.5 Impairment of Non-Financial Assets - Property, Plant and Equipment and Intangible Assets

The Company assesses at each reporting date as to whether there is any indication that any Property, Plant and Equipment and Intangible Assets or group of Assets, called Cash Generating Units (CGU) may be impaired. If any such indication exists, the recoverable amount of an asset or CGU is estimated to determine the extent of impairment, if any. When it is not possible to estimate the recoverable amount of an individual asset, the Company estimates the recoverable amount of the CGU to which the asset belongs.

An impairment loss is recognised in the Statement of Profit and Loss to the extent, asset's carrying amount exceeds its recoverable amount. The recoverable amount is higher of an asset's fair value less cost of disposal and value in use. Value in use is based on the estimated future cash flows, discounted to their present value using pre-tax discount rate that reflects current market assessments of the time value of money and risk specific to the assets.

The impairment loss recognised in prior accounting period is reversed if there has been a change in the estimate of recoverable amount.

There are no losses from impairment of assets to be recognized in the financial statements.

## Notes to the Standalone Financial Statements for the Period ended on March 31, 2023

### 1.3.6 Lease

#### (a) The Company as a Lessee

The Company, as a lessee, recognises a right-of-use asset and a lease liability for its leasing arrangements, if the contract conveys the right to control the use of an identified asset.

The contract conveys the right to control the use of an identified asset, if it involves the use of an identified asset and the Company has substantially all of the economic benefits from use of the asset and has right to direct the use of the identified asset. The cost of the right-of-use asset shall comprise of the amount of the initial measurement of the lease liability adjusted for any lease payments made at or before the commencement date plus any initial direct costs incurred. The right-of-use assets is subsequently measured at cost less any accumulated depreciation, accumulated impairment losses, if any, and adjusted for any remeasurement of the lease liability. The right-of-use assets are depreciated using the straight-line method from the commencement date over the shorter of lease term or useful life of right-of-use asset.

The Company measures the lease liability at the present value of the lease payments that are not paid at the commencement date of the lease. The lease payments are discounted using the interest rate implicit in the lease, if that rate can be readily determined. If that rate cannot be readily determined, the Company uses incremental borrowing rate.

#### (b) The Company as a Lessor

Leases for which the Company is a lessor is classified as a finance or operating lease. Whenever the terms of the lease transfer substantially all the risks and rewards of ownership to the lessee, the contract is classified as a finance lease. All other leases are classified as operating leases.

For operating leases, rental income is

recognized on a straight-line basis over the term of the relevant lease.

### 1.3.7 Investment Properties

Items of investment properties are measured at cost less accumulated depreciation/amortization and accumulated impairment losses. Cost includes expenditure that is directly attributable to bringing the asset to the location and condition necessary for its intended use. Investment properties are depreciated on straight line method on pro-rata basis at the rates specified therein. Subsequent expenditure including cost of major overhaul and inspection is recognized as an increase in the carrying amount of the asset when it is probable that future economic benefits associated with the item will flow to the Company and the cost of the item can be measured reliably.

### 1.3.8 Inventories

Items of inventories under raw material, Work in Progress and consumables are measured at cost and Finished good and other items are valued at cost and net realizable value w.e. less after providing for obsolescence, if any. Cost of inventories comprises of cost of purchase, cost of conversion and other costs including manufacturing overheads net of recoverable taxes incurred in bringing them to their respective present location and condition.

### 1.3.9 Borrowing Costs

Borrowing costs include exchange differences arising from foreign currency borrowings to the extent they are regarded as an adjustment to the interest cost. Borrowing costs that are directly attributable to the acquisition or construction of qualifying assets are capitalised as part of the cost of such assets. A qualifying asset is one that necessarily takes substantial period of time to get ready for its intended use.

Interest income earned on the temporary investment of specific borrowings pending their expenditure on qualifying assets is deducted from the borrowing costs eligible for capitalisation.

All other borrowing costs are charged to the Statement of Profit and Loss for the period for which they are incurred.



## Notes to the Standalone Financial Statements for the Period ended on March 31, 2023

### 1.3.10 Employee Benefits

#### (A) Short-Term Employee Benefits

The undiscounted amount of short-term employee benefits expected to be paid in exchange for the services rendered by employees are recognised as an expense during the period when the employees render the services.

#### (B) Post-Employment Benefits

##### (i) Defined Contribution Plans

The Company recognises contribution payable to the provident fund scheme as an expense, when an employee renders the related service. If the contribution payable to the scheme for service received before the balance sheet date exceeds the contribution already paid, the deficit payable to the scheme is recognised as a liability. If the contribution already paid exceeds the contribution due for services received before the balance sheet date, then excess is recognised as an asset to the extent that the pre-payment will lead to a reduction in future payment or a cash refund.

##### (ii) Defined Benefit Plans

(a) Gratuity Scheme: The Company pays gratuity to the employees who have completed five years of service with the Company at the time of resignation /superannuation. The gratuity is paid @ 15 days basic salary and dearness allowances for every completed year of service as per the Payment of Gratuity Act, 1972. The liability in respect of gratuity and other post-employment benefits is calculated using the Projected Unit Credit Method and spread over the period during which the benefit is expected to be derived from employees' services.

Remeasurement gains and losses arising from adjustments and changes in actuarial assumptions are recognised in the period in which they occur in Other

Comprehensive Income.

#### (iii) Other Long-Term Employee Benefits

Entitlement to annual leave is recognized when they accrue to employees.

### 1.3.11 Revenue Recognition

Revenue from contracts with customers is recognised when control of the goods or services are transferred to the customer at an amount that reflects the consideration entitled in exchange for those goods or services.

The Company has generally typically controls the goods or services before transferring them to the customer.

Generally, control is transferred upon shipment of goods to the customer or when the goods is made available to the customer, provided transfer of title to the customer occurs and the Company has not retained any significant risks of ownership or future obligations with respect to the goods shipped.

Revenue from rendering of services is recognised on when the services are rendered and related cost are incurred over time by measuring the progress towards complete satisfaction of performance obligations at the reporting period.

Revenue is measured at the amount of consideration which the Company expects to be entitled to in exchange for transferring distinct goods or services to a customer as specified in the contract, excluding amounts collected on behalf of third parties (for example taxes and duties collected on behalf of the government). Consideration is generally due upon satisfaction of performance obligations and a receivable is recognised when it becomes unconditional.

#### Export Incentives

Export incentive revenues are recognized when the right to receive the credit is established and there is no significant uncertainty regarding the ultimate collection.





## Notes to the Standalone Financial Statements for the Period ended on March 31, 2023

### Interest Income

Interest Income from a Financial Assets is recognised using effective interest rate method.

### Dividend Income

Dividend Income is recognised when the Company's right to receive the amount has been established.

### Provision for Price Variation

In accordance with the prevailing international market practice, the purchase and sale of copper products are accounted for on provisional invoice basis pending final invoice in terms of purchase contract/ order pending on the price of LME.

Company is following practice of recognizing the difference of the value of provisional invoice and final invoice of its customers whose final invoice could not be raised in the current financial year by way of price variation claims which is included in the turnover of the company.

### Surplus/ (Loss) on disposal of Property, Plants and Equipment/ Investments

Surplus or loss on disposal of property, plants and equipment or investment is recorded on transfers of title from the Company, and is determined as the difference between the sales price and carrying value of the property, plants and equipment or investments and other incidental expenses.

### Rental Income

Rental income arising from operating lease on investments properties is accounted for on a straight-line basis over the lease term except the case where the incremental lease reflects inflationary effect and rental income is accounted in such case by actual rent for the period.

### Insurance Claim

Claim receivable on account of insurance is accounted for to the extent the Company is reasonably certain of their ultimate collections.

### Other Income

Revenue from other income is recognized when the payment of that related income is received or credited.

### 1.3.12 Foreign Currency Transactions and Translation

Transactions in foreign currencies are recorded at the exchange rate prevailing on the date of transaction. Monetary assets and liabilities denominated in foreign currencies are translated at the functional currency closing rates of exchange at the reporting date. Exchange differences arising on settlement or translation of monetary items are recognised in Statement of Profit and Loss except to the extent of exchange differences which are regarded as an adjustment to interest costs on foreign currency borrowings that are directly attributable to the acquisition or construction of qualifying assets which are capitalised as cost of assets.

Non-monetary items that are measured in terms of historical cost in a foreign currency are recorded using the exchange rates at the date of the transaction. Non-monetary items measured at fair value in a foreign currency are translated using the exchange rates at the date when the fair value was measured. The gain or loss arising on translation of non-monetary items measured at fair value is treated in line with the recognition of the gain or loss on the change in fair value of the item (i.e., translation differences on items whose fair value gain or loss is recognised in Other Comprehensive Income or Statement of Profit and Loss are also recognised in Other Comprehensive Income or Statement of Profit and Loss, respectively).

### 1.3.13 Government Grants and Subsidies

Grants in the nature of subsidies which are non-refundable are recognized as income where there is reasonable assurance that the Company will comply with all the necessary conditions attached to them. Income from grants is recognized on a systematic basis over periods in which the related costs that are intended to be compensated by such grants are recognized.

## Notes to the Standalone Financial Statements for the Period ended on March 31, 2023

Refundable government grants are accounted in accordance with the recognition and measurement principle of Ind AS 109, "Financial Instruments". It is recognized as income when there is a reasonable assurance that the Company will comply with all necessary conditions attached to the grants. Income from such benefit is recognized on a systematic basis over the period of the grants during which the Company recognizes interest expense corresponding to such grants.

### 1.3.14 Financial Instruments - Financial Assets

#### (A) Initial Recognition and Measurement

All Financial Assets are initially recognised at fair value. Transaction costs that are directly attributable to the acquisition or issue of Financial Assets, which are not at Fair Value Through Profit or Loss, are adjusted to the fair value on initial recognition. Purchase and sale of Financial Assets are recognised using trade date accounting.

#### (B) Subsequent Measurement

##### a) Financial Assets measured at Amortised Cost (AC)

A Financial Asset is measured at Amortised Cost if it is held within a business model whose objective is to hold the asset in order to collect contractual cash flows and the contractual terms of the Financial Asset give rise to cash flows on specified dates that represent solely payments of principal and interest on the principal amount outstanding.

##### b) Financial Assets measured at Fair Value Through Other Comprehensive Income (FVTOCI)

A Financial Asset is measured at FVTOCI if it is held within a business model whose objective is achieved by both collecting contractual cash flows and selling Financial Assets and the contractual terms of the Financial Asset give rise on specified dates to cash flows

that represents solely payments of principal and interest on the principal amount outstanding.

Further, the Company, through an irrevocable election at initial recognition, has measured certain investments in equity instruments at FVTOCI. The Company has made such election on an instrument-by-instrument basis. These equity instruments are neither held for trading nor are contingent consideration recognized under a business combination. Pursuant to such irrevocable election, subsequent changes in the fair value of such equity instruments are recognized in OCI. However, the Company recognizes dividend income from such instruments in the Statement of Profit and Loss.

##### c) Financial Assets measured at Fair Value Through Profit or Loss (FVTPL)

A Financial Asset which is not classified in any of the above categories is measured at FVTPL. Financial assets are reclassified subsequent to their recognition, if the Company changes its business model for managing those financial assets. Changes in business model are made and applied prospectively from the reclassification date which is the first day of immediately next reporting period following the changes in business model In accordance with principles laid down under Ind AS 109-Financial Instruments.

#### (C) Investments

Investments are classified in to Current or Non-Current Investments. Investments that are readily realizable and intended to be held for not more than a year from the date of acquisition are classified as Current Investments. All other Investments are classified as Non Current Investments. However, that part

## Notes to the Standalone Financial Statements for the Period ended on March 31, 2023

of Non-Current Investments which are expected to be realized within twelve months from the Balance Sheet date is also presented under "Current Investments" under "Current portion of Non-Current Investments" in consonance with Current/Non-Current classification of Schedule - III of the Act.

All the equity investment which covered under the scope of Ind AS 109, "Financial Instruments" is measured at the fair value. Investment in Mutual Fund is measured at fair value through profit and loss (FVTPL). Trading Instruments are measured at fair value through profit and loss (FVTPL).

### **(D) Investment in Subsidiaries, Associates and Joint Ventures**

The Company has accounted for its investments in Subsidiaries, associates and joint venture at cost less impairment loss (if any).

### **(E) Impairment of Financial Assets**

In accordance with Ind AS 109, the Company uses 'Expected Credit Loss' (ECL) model, for evaluating impairment of Financial Assets other than those measured at Fair Value Through Profit and Loss (FVTPL).

### **1.3.15 Financial Instruments-Financial Liabilities**

#### **(A) Initial Recognition and Measurement**

All Financial Liabilities are recognised at fair value and in case of borrowings, net of directly attributable cost. Fees of recurring nature are directly recognised in the Statement of Profit and Loss as finance cost.

#### **(B) Subsequent Measurement**

Financial Liabilities are carried at amortised cost using the effective interest method. For trade and other payables maturing within one year from the balance sheet date, the carrying amounts

approximate fair value due to the short maturity of these instruments.

### **1.3.16 Derivative Financial Instruments and Hedge Accounting**

The Company enters into derivative contracts in the nature of forward currency contracts with external parties to hedge its foreign currency risks relating to foreign currency denominated financial assets measured at amortised cost.

The Company formally establishes a hedge relationship between such forward currency contracts ('hedging instrument') and recognised financial assets ('hedged item') through a formal documentation at the inception of the hedge relationship in line with the Company's Risk Management objective and strategy.

The hedge relationship so designated is accounted for in accordance with the accounting principles prescribed for a cash flow hedge under Ind AS 109, 'Financial Instruments'.

#### **Recognition and measurement of cash flow hedge:**

The Company strictly uses foreign currency forward contracts to hedge its risks associated with foreign currency fluctuations relating to certain forecasted transactions. As per Ind AS 109 Financial Instruments, foreign currency forward contracts are initially measured at fair value and are re-measured at subsequent reporting dates. Changes in the fair value of these derivatives that are designated and effective as hedges of future cash flows are recognised in hedge reserve (under reserves and surplus) through other comprehensive income and the ineffective portion is recognised immediately in the statement of profit and loss.

The accumulated gains / losses on the derivatives accounted in hedge reserve are transferred to the statement of profit and loss in the same period in which gains / losses on the underlying item hedged are recognised in the statement of profit and loss.

## Notes to the Standalone Financial Statements for the Period ended on March 31, 2023

### **Derecognition:**

Hedge accounting is discontinued when the hedging instrument expires or is sold, terminated, or exercised, or no longer qualifies for hedge accounting. When hedge accounting is discontinued for a cash flow hedge, the net gain or loss will remain in hedge reserve and be reclassified to the statement of profit and loss in the same period or periods during which the formerly hedged transaction is reported in the statement of profit and loss. If a hedged transaction is no longer expected to occur, the net cumulative gains / losses recognised in hedge reserve is transferred to the statement of profit and loss.

### **Fair Value Hedge:**

The Company designates derivative contracts or non-derivative Financial Assets/Liabilities as hedging instruments to mitigate the risk of change in fair value of hedged item due to movement in interest rates, foreign exchange rates and commodity prices.

Changes in the fair value of hedging instruments and hedged items that are designated and qualify as fair value hedges are recorded in the Statement of Profit and Loss. If the hedging relationship no longer meets the criteria for hedge accounting, the adjustment to the carrying amount of a hedged item for which the effective interest method is used is amortised to Statement of Profit and Loss over the period of maturity.

### **1.3.17 Derecognition of Financial Instruments**

The Company derecognises a Financial Asset when the contractual rights to the cash flows from the Financial Asset expire or it transfers the Financial Asset and the transfer qualifies for derecognition under Ind AS 109. A Financial liability (or a part of a financial liability) is derecognised from the Company's Balance Sheet when the obligation specified in the contract is discharged or cancelled or expires.

### **1.3.18 Financial Instruments - Offsetting**

Financial Assets and Financial Liabilities are offset and the net amount is presented in the balance sheet when, and only when, the Company has a legally enforceable right to set off the amount and it intends, either to settle them on a net basis or to realise the asset and

settle the liability simultaneously.

### **1.3.19 Taxes on Income**

The tax expenses for the period comprises of current tax and deferred income tax. Tax is recognised in Statement of Profit and Loss, except to the extent that it relates to items recognised in the Other Comprehensive Income. In which case, the tax is also recognised in Other Comprehensive Income.

#### **(a) Current Tax**

Current tax assets and liabilities are measured at the amount expected to be recovered from or paid to the Income Tax authorities, based on tax rates and laws that are enacted at the Balance sheet date.

#### **(b) Deferred Tax**

Deferred tax is recognised on temporary differences between the carrying amounts of assets and liabilities in the Financial Statements and the corresponding tax bases used in the computation of taxable profit. Deferred tax assets are recognised to the extent it is probable that taxable profit will be available against which the deductible temporary differences, and the carry forward of unused tax losses can be utilised. Deferred tax liabilities and assets are measured at the tax rates that are expected to apply in the period in which the liability is settled or the asset realised, based on tax rates (and tax laws) that have been enacted or substantively enacted by the end of the reporting period. The carrying amount of Deferred tax liabilities and assets are reviewed at the end of each reporting period.

#### **Presentation**

The Company offsets current tax assets and current tax liabilities, where it has a legally enforceable right to set off the recognized amounts and where it intends either to settle on a net basis, or to realize the asset and settle the liability simultaneously. In case of deferred tax assets and deferred tax liabilities, the same are offset if the Company has a legally enforceable right to set off corresponding current tax assets against current tax liabilities and the deferred tax assets and deferred tax liabilities relate to income taxes levied by the same tax authority on the Company.



## Notes to the Standalone Financial Statements for the Period ended on March 31, 2023

### 1.3.20 Segment Reporting

Segments are identified having regard to the dominant source and nature of risks and returns and the internal organization and management structure. The company primarily operates in non-ferrous metal segment of business hence looking to the nature of business segment reporting is not applicable to company

### 1.3.21 Research and Development

Revenue expenditure pertaining to research is charged to the Statement of Profit and Loss as and when incurred.

Development costs are capitalised as an intangible asset if it can be demonstrated that the project is expected to generate future economic benefits, it is probable that those future economic benefits will flow to the entity and the costs of the asset can be measured reliably, else it is charged to the Statement of Profit and Loss.

### 1.3.22 Earnings per Share

Basic earnings per share is calculated by dividing the net profit after tax by the weighted average number of equity shares outstanding during the period adjusted for bonus element in equity share. Diluted earnings per share adjusts the figures used in determination of basic earnings per share to take into account the conversion of all dilutive potential equity shares. Dilutive potential equity shares are deemed converted as at the beginning of the period unless issued at a later date.

### 1.3.23 Provisions, Contingent Liabilities

Provisions are recognised when the Company has a present obligation (legal or constructive) as a result of a past event, it is probable that an outflow of resources embodying economic benefits will be required to settle the obligation and a reliable estimate can be made of the amount of the obligation. If the effect of the time value of money is material, provisions are discounted using a current pre-tax rate that reflects, when appropriate, the risks specific to the liability.

Disclosure of contingent liability is made when there is a possible obligation arising from past events, the existence of which will be confirmed

only by the occurrence or non-occurrence of one or more uncertain future events not wholly within the control of the Company or a present obligation that arises from past events where it is either not probable that an outflow of resources embodying economic benefits will be required to settle or a reliable estimate of amount cannot be made.

### 1.3.24 Events after Reporting Date

Where events occurring after the Balance Sheet date provide evidence of condition that existed at the end of reporting period, the impact of such events is adjusted within the financial statements. Otherwise, events after the Balance Sheet date of material size or nature are only disclosed.

### 1.3.25 Non-Current Assets Held For Sales

Non-current assets are classified as held for sale if their carrying amount will be recovered principally through a sale transaction rather than through continuing use and sale is considered highly probable.

A sale is considered as highly probable when decision has been made to sell, assets are available for immediate sale in its present condition, assets are being actively marketed and sale has been agreed or is expected to be concluded within 12 months of the date of classification.

Non-current assets held for sale are neither depreciated nor amortised.

Assets and liabilities classified as held for sale are measured at the lower of their carrying amount and fair value less cost of sale and are presented separately in the Balance Sheet.

### 1.3.26 Cash Flows Statement

Cash Flows Statements are reported using the method set out in the Ind AS-7, "Cash Flow Statements", whereby the Net Profit/ (Loss) before tax is adjusted for the effects of the transactions of a Non-Cash nature, any deferrals or accrual of past or future operating cash receipts or payments and item of income or expenses associated with investing or financing cash flows. The cash flows from operating, investing and financing activities of the Company are segregated.

## Notes to the Standalone Financial Statements for the Period ended on March 31, 2023

### 1.3.27 Cash and Cash Equivalents

Cash and cash equivalents comprise of cash on hand, cash at banks, short-term deposits and short-term, highly liquid investments that are readily convertible to known amounts of cash and which are subject to an insignificant risk of changes in value.

### 1.3.28 (A) Amendments to Schedule III of Companies Act, 2013

On 24 March, 2021, the Ministry of Corporate Affairs ("MCA") through a notification, amended Schedule III of the Companies Act, 2013. The amendments revise Division I, II and III of Schedule III and are applicable from 1 April, 2021. Key amendments relating to Division II which relate to companies whose financial statements are required to comply with Companies (Indian Accounting Standards) Rules 2015 are:

#### Balance Sheet:

- Lease liabilities should be separately disclosed under the head 'financial liabilities', duly distinguished as current or non-current.
- Certain additional disclosures in the statement of changes in equity such as changes in equity share capital due to prior period errors and restated balances at the beginning of the current reporting period.
- Specified format for disclosure of shareholding of promoters.
- Specified format for ageing schedule of trade receivables, trade payables, capital work-in-progress and intangible asset under development
- If a company has not used funds for the specific purpose for which it was borrowed from banks and financial institutions, then disclosure of details of where it has been used.
- Specific disclosure under 'additional regulatory requirement' such as compliance with approved schemes of arrangements, compliance with number of layers of companies, title deeds of immovable property not held in name of company, loans and advances to promoters, directors, key managerial personnel (KMP) and related parties,

details of benami property held, etc.

#### Statement of profit and loss:

- Additional disclosures relating to Corporate Social Responsibility (CSR), undisclosed income and crypto or virtual currency specified under the head 'additional information' in the notes forming part of standalone financial statements.

#### (B) Recent Pronouncements

Ministry of Corporate Affairs ("MCA") notifies new standard or amendments to the existing standards under Companies (Indian Accounting Standards) Rules as issued from time to time. On March 23, 2022, MCA amended the Companies (Indian Accounting Standards) Amendment Rules, 2022, applicable from 1st April, 2022 as below:

#### Ind AS 103-Reference to Conceptual Framework

The amendments specify that to qualify for recognition as part of applying the acquisition method, the identifiable assets acquired and liabilities assumed must meet the definitions of assets and liabilities in the Conceptual Framework for Financial Reporting under Indian Accounting Standards (Conceptual Framework) issued by the Institute of Chartered Accountants of India at the acquisition date. These changes do not significantly change the requirements of IndAS 103. The Company does not expect the amendment to have any significant impact in its financial statements.

#### Ind AS 16-Proceeds before intended use

The amendments mainly prohibit an entity from deducting from the cost of property, plant and equipment amounts received from selling items produced while the company is preparing the asset for its intended use. Instead, an entity will recognize such sales proceeds and related cost in profit or loss. The Company does not expect the amendments to have any impact in its recognition of its property, plant and equipment in its financial statements.



## Notes to the Standalone Financial Statements for the Period ended on March 31, 2023

### **Ind AS 37-Onerous Contracts - Costs of Fulfilling a Contract**

The amendments specify that the 'cost of fulfilling' a contract comprises the 'costs that relate directly to the contract. Costs that relate directly to a contract can either be incremental costs of fulfilling that contract (examples would be direct labour, materials) or an allocation of other costs that relate directly to fulfilling contracts. The amendment is essentially a clarification and the Company does not expect the amendment to have any significant impact in its financial statements.

### **Ind AS 109 - Annual Improvements to Ind AS (2021)**

The amendment clarifies which fees an entity includes when it applies the '10 percent' test of Ind AS 109 in assessing whether to derecognize a financial liability. The Company does not expect the amendment to have any significant impact in its financial statements.

### **1.4 Critical Accounting Judgments and Key Sources of Estimation Uncertainty:**

The preparation of the Company's Financial Statements requires management to make judgment, estimates and assumptions that affect the reported amount of revenue, expenses, assets and liabilities and the accompanying disclosures. Uncertainty about these assumptions and estimates could result in outcomes that require a material adjustment to the carrying

#### **1.4.1 Income Tax**

The Company's tax jurisdiction is in India. Significant judgments are involved in estimating budgeted profits for the purpose of paying advance tax, determining the income tax provisions, including the amount expected to be paid/ recovered for uncertain.

#### **1.4.2 Property Plant and Equipment/ Intangible Assets**

Estimates are involved in determining the cost attributable to bringing the assets to the

location and condition necessary for it to be capable of operating in the manner intended by the management. Property, Plant and Equipment/Intangible Assets are depreciated /amortised over their estimated useful life, after taking into account estimated residual value. Management reviews the estimated useful life and residual values of the assets annually in order to determine the amount of depreciation/ amortisation to be recorded during any reporting period. The useful life and residual values are based on the Company's historical experience with similar assets and take into account anticipated technological changes. The depreciation/ amortisation for future periods is revised if there are significant changes from previous estimates.

#### **1.4.3 Defined Benefits Obligations**

The costs of providing Gratuity and other post-employment benefits are charged to the Statement of Profit and Loss in accordance with Ind AS-19, "Employee Benefits" over the period during which benefit is derived from the employees' services. It is determined by using the Actuarial Valuation and assessed on the basis of assumptions selected by the management. An actuarial valuation involves making various assumptions that may differ from actual developments in the future. These assumptions include salary escalation rate, discount rates, expected rate of return on assets and mortality rates. Due to complexities involved in the valuation and its long term in nature, a defined benefit obligation is highly sensitive to change in these assumptions. All assumptions are reviewed at each balance sheet date.

#### **1.4.4 Fair value measurements of Financial Instruments**

When the fair values of financial assets and financial liabilities recorded in the balance sheet cannot be measured based on quoted prices in active markets, their fair value is measured using valuation techniques, including the discounted cash flow model, which involve various judgments and assumptions.

## Notes to the Standalone Financial Statements for the Period ended on March 31, 2023

### **1.4.5 Recoverability of Trade Receivables**

Judgments are required in assessing the recoverability of overdue trade receivables and determining whether a provision against those receivables is required. Factors considered include the credit rating of the counterparty, the amount and timing of anticipated future payments and any possible actions that can be taken to mitigate the risk of non-payment.

### **1.4.6 Provisions**

The timing of recognition and quantification of the liability (including litigations) requires the application of judgment to existing facts and circumstances, which can be subject to change. The carrying amounts of provisions and liabilities are reviewed regularly and revised to take account of changing facts and circumstances.

### **1.4.7 Impairment of Financial and Non-Financial Assets**

The impairment provisions for Financial Assets are based on assumptions about risk of default and expected cash loss rates. The Company uses judgment in making these assumptions and selecting the inputs to the impairment calculation, based on Company's past history, existing market conditions as well as forward-looking estimates at the end of each reporting period.

In case of non-financial assets company estimates asset's recoverable amount, which is higher of an asset's or Cash Generating Units (CGU's) fair value less costs of disposal and its value in use

In assessing value in use, the estimated future cash flows are discounted to their present value using pre-tax discount rate that reflects current market assessments of the time value of money and the risks specific to the asset. In determining fair value less costs of disposal, recent market transactions are taken into account, if no such transactions can be identified, an appropriate valuation model is used.

### **1.4.8 Recognition of Deferred Tax Assets and Liabilities**

Deferred tax assets and liabilities are recognised for deductible temporary differences and unused tax losses for which there is probability of utilisation against the future taxable profit. The Company uses judgment to determine the amount of deferred tax that can be recognised, based upon the likely timing and the level of future taxable profits and business developments.



## Balance Sheet

Note - 2 : Property, Plant & Equipments, Right Of Use, Intangibles & Capital Work-In-Progress

Particulars	(Amount in INR lakhs)											Total			
	Land & Developments	Building	Leasehold Improvements	Plant & Machinery	Generator set	Transformers	Trucks	Motor Cars	Two Wheelers	Furniture Fixtures	Computers				
<b>Gross Block</b>															
As at 31 March 2021	19.19	30.40	342.29	958.50	40.99	9.68	7.25	124.20	2.95	91.32	29.75	1,656.52			
Additions	-	-	-	13.74	-	-	-	-	2.40	1.34	1.12	18.60			
Disposals/ Adjustments	-	-	-	-	-	-	-	-	-	-	-	-			
As at 31 March 2022	19.19	30.40	342.29	972.24	40.99	9.68	7.25	124.20	5.35	92.66	30.87	1,675.12			
Additions	-	-	83.19	28.85	-	-	-	5.50	-	96.10	7.65	221.29			
Disposals/ Adjustments	-	-	-	-	-	-	-	-	-	-	-	-			
As at 31 March 2023	19.19	30.40	425.48	1,001.09	40.99	9.68	7.25	129.70	5.35	188.76	38.52	1,896.41			
<b>Accumulated Depreciation</b>															
As at 31 March 2021	2.13	8.50	247.44	323.38	21.32	6.02	6.89	101.96	2.21	60.39	24.81	805.06			
Depreciation charge for the year	0.19	0.96	31.62	38.97	2.65	0.64	-	5.39	0.19	6.74	1.73	89.08			
Reversal on Disposal / Adjustments	-	-	-	-	-	-	-	-	-	-	-	-			
As at 31 March 2022	2.32	9.46	279.06	362.35	23.97	6.66	6.89	107.35	2.40	67.13	26.54	894.14			
Depreciation charge for the year	0.19	0.96	31.62	39.81	2.65	0.64	-	2.56	0.32	5.08	1.80	85.63			
Reversal on Disposal / Adjustments	-	-	-	-	-	-	-	-	-	-	-	-			
As at 31 March 2023	2.51	10.42	310.68	402.16	26.62	7.30	6.89	109.91	2.72	72.21	28.34	979.77			
<b>Net Block</b>															
Balance as on 31 March 2022	16.86	20.94	63.23	609.89	17.02	3.02	0.36	16.85	2.95	25.53	4.34	780.99			
Balance as on 31 March 2023	16.67	19.98	114.80	598.93	14.37	2.38	0.36	19.79	2.63	116.55	10.19	916.66			



**(B). RIGHT OF USE ASSETS**

Particulars	Land & Building	P&M	Total
<b>Gross Block</b>			
As at 31 March 2021	135.19	-	135.19
Additions	-	-	-
Disposals/ Adjustments	-	-	-
As at 31 March 2022	135.19	-	135.19
Additions	-	-	-
Disposals/ Adjustments	-	-	-
As at 31 March 2023	135.19	-	135.19
<b>Accumulated Depreciation</b>			
As at 31 March 2021	54.99	-	54.99
Depreciation charge for the year	27.50	-	27.50
Reversal on Disposal of Assets	-	-	-
As at 31 March 2022	82.49	-	82.49
Depreciation charge for the year	27.50	-	27.50
Reversal on Disposal of Assets	-	-	-
As at 31 March 2023	109.99	-	109.99
<b>Net Block</b>			
Balance as on 31 March 2022	52.70	-	52.70
Balance as on 31 March 2023	25.20	-	25.20

**(D). CAPITAL WORK-IN-PROGRESS**

Particulars	Assets in WIP	Total
<b>Gross Block</b>		
As at 31 March 2021	-	-
Additions	49.47	49.47
Capitalised During the Year	-	-
As at 31 March 2022	49.47	49.47
Additions	195.27	195.27
Capitalised During the Year	224.30	224.30
As at 31 March 2023	20.44	20.44

Refer Note No.44 for CWIP Aging

**( C ). INTANGIBLE ASSETS** (Amount in INR lakhs)

Particulars	Computer Software	Total
<b>Gross Block</b>		
As at 31 March 2021	1.82	1.82
Additions	-	-
Disposals/ Adjustments	-	-
As at 31 March 2022	1.82	1.82
Additions	-	-
Disposals/ Adjustments	-	-
As at 31 March 2023	1.82	1.82
<b>Accumulated Depreciation</b>		
As at 31 March 2021	1.09	1.09
Depreciation charge for the year	0.29	0.29
Reversal on Disposal of Assets	-	-
As at 31 March 2022	1.38	1.38
Depreciation charge for the year	0.29	0.29
Reversal on Disposal of Assets	-	-
As at 31 March 2023	1.67	1.67
<b>Net Block</b>		
Balance as on 31 March 2022	0.44	0.44
Balance as on 31 March 2023	0.15	0.15



**Note 3 - Financial Assets- Non Current Investment**

(Amount in INR lakhs)

Particulars	As at March 31, 2023	As at March 31, 2022
<b>UNQUOTED INVESTMENT :</b>		
<b>In Equity Shera of Subsidiary Companies</b>		
<b>Unquoted - fully Paid Up</b>		
500000 (Previous year 500000) equity of Rs.10 each of shera infrapower Private Limited - Fully Paid up	50.00	50.00
72,10,000 (Previous year 72,10,000) equity share of Rs.10 each of Shera Metal Private Limited - Fully Paid up	740.20	740.20
1,06,50,000 (Previous year 1,06,50,000) equity share of Rs.10 each of Rajputana Industries Limited - Fully Paid up	1,065.00	1,065.00
<b>Total</b>	<b>1,855.20</b>	<b>1,855.20</b>
Note:- Aggregating carrying value of unquoted investments.	1,855.20	1,855.20

**Note 4 - Other Financial Assets- Non Current**

Particulars	As at March 31, 2023	As at March 31, 2022
<b>Unsecured - Considered Good</b>		
Security Deposits Against	5.11	5.11
Security Deposits Other	62.58	58.29
Earnest Money Deposits AVVNL	9.27	9.27
Vendor Registration	1.00	1.00
Plan Asset (net off of liability) (Gratuity)	-	19.01
<b>Total</b>	<b>77.96</b>	<b>92.68</b>

**Note 5 - Inventories**

Particulars	As at March 31, 2023	As at March 31, 2022
Raw materials	1,061.23	1,233.31
Work-in-progress	4,860.20	4,339.97
Finished Goods/Stock in Trade	904.98	675.04
<b>Total</b>	<b>6,826.41</b>	<b>6,248.32</b>

Note :- Raw Materials, Work in progress and Stores are Spares are valued at Landed Cost. Finished Goods and Scrap are valued at cost or net realisable value which ever is less.

**Note 6 - Trade Receivables - Current**

Particulars	As at March 31, 2023	As at March 31, 2022
Considered Goods	9,370.27	9,256.81
Less: Allowance for Expected Credit Loss (Doubtful Debts)	(33.74)	(28.47)
<b>Total</b>	<b>9,336.53</b>	<b>9,228.34</b>

Refer Note No.:- 42 For Aging Of Trade Receivables





**Note 7 - Cash & Cash Equivalents**

(Amount in INR lakhs)

Particulars	As at March 31, 2023	As at March 31, 2022
Cash & Cash Equivalents		
Cash in Hand	6.62	1.67
<b>Bank Balance</b>		
In Current Accounts	0.02	0.03
In Deposit Accounts (maturity within 3 months from reporting (date)	284.99	43.77
<b>Total</b>	<b>291.63</b>	<b>45.47</b>

Note:- Cash in hand is certified and verified by the management of the company as on last date of respective Financial Year.

**Note 8 - Other Bank Balances**

Particulars	As at March 31, 2023	As at March 31, 2022
Balances with bank in Fixed deposit accounts (maturity More than 3 months but less than 12th Months from reporting date)	641.37	799.14
Bank Fixed deposit more than 12 Months	19.38	75.85
<b>Total</b>	<b>660.75</b>	<b>874.99</b>

**Note 9 - Loans**

Particulars	As at March 31, 2023	As at March 31, 2022
<b>Loans &amp; Advances</b>		
Loans to staff	28.71	23.79
Loans to Related Parties	866.60	806.16
Loans to Others	101.63	11.54
<b>Total</b>	<b>996.94</b>	<b>841.49</b>

**Note 10 - Other Financial Assets**

Particulars	As at March 31, 2023	As at March 31, 2022
<b>Other financial Assets</b>		
Interest Receivable from JVVNL Security	2.10	1.89
Short Term Security Deposit	80.44	45.08
<b>Total</b>	<b>82.54</b>	<b>46.97</b>

**Note 11 - Other Current Assets**

Particulars	As at March 31, 2023	As at March 31, 2022
<b>Loans &amp; Advances</b>		
Advance for Expenses	2.63	23.29
Advance to Suppliers	108.43	157.57
Prepaid Expenses	168.33	176.29
Balances with Revenue Authorities	46.07	83.32
Advance for Capital Goods	1.07	1.35
<b>Others</b>		
MEIS Licenece Account	-	2.09
Other	6.63	58.87
<b>Total</b>	<b>333.16</b>	<b>502.78</b>



**SHERA ENERGY LIMITED (Formerly Known as SHERA ENERGY PRIVATE LIMITED)**  
*Notes to the Standalone Financial Statements for the period ended as on 31st March, 2023*

**Note 12 - Other Tax Assets**

(Amount in INR lakhs)

Particulars	As at March 31, 2023	As at March 31, 2022
Prepaid Income Tax/TDS (Net of Prov, in any)	-	10.10
<b>Total</b>	<b>-</b>	<b>10.10</b>

**Note 13 - Equity Share Capital**

Particulars	As at March 31, 2023	As at March 31, 2022
<b>Authorised</b>		
25,500,000(Previous Year 20,000,000) Equity Shares of Rs. 10 each	2,550.00	2,000.00
0 (Previous Year 2,500,000) Preference Shares of Rs. 10 each	-	250.00
	<b>2,550.00</b>	<b>2,250.00</b>
<b>Issued,Subscribed &amp; Paid up</b>		
2,27,88,347 Equity Shares of Rs. 10 each fully paid up	2,278.83	1,994.03
<b>Total</b>	<b>2,278.83</b>	<b>1,994.03</b>

**Note :**

**a) Detail of Shares held by each shareholder holding more than 5% of share capital**

(Amount in INR lakhs)

Particulars	As at March 31, 2023	
	No of Shares	%held
<b>Equity Shares</b>		
Sheikh Naseem	73.69	32.34%
Isha infrapower Private Limited	57.21	25.10%

Particulars	As at March 31, 2022	
	No of Shares	%held
<b>Equity Shares</b>		
Sheikh Naseem	73.69	36.96%
Isha infrapower Private Limited	57.21	28.69%
Emerging India Growth Fund CVVF V	51.28	25.72%

**b)Detail of Shares held by Promoter of the company and change in stake of the company during the year**

Particulars	No of Shares	As at March 31, 2023	
		%held	%Change
<b>Equity Shares</b>			
Sheikh Naseem	73.69	32.34%	4.62%
Shivani Sheikh	7.00	3.07%	0.44%
Isha infrapower Private Limited	57.21	25.10%	3.59%

Particulars	No of Shares	As at March 31, 2022	
		%held	%Change
<b>Equity Shares</b>			
Sheikh Naseem	73.69	36.96%	0.00%
Shivani Sheikh	7.00	3.51%	0.00%
Isha infrapower Private Limited	57.21	28.69%	0.00%

**Note 14 - Other equity**

Particulars	As at	As at
	March 31, 2023	March 31, 2022
<b>Securities Premium Reserve</b>		
Balance at the beginning of the year	498.47	498.47
Add : Securities premium credited on share issue	1,200.19	-
Less : Utilised towards issue of bonus shares during the year	-	-
<b>Balance at the end of the year</b>	<b>1,698.66</b>	<b>498.47</b>
<b>Retained Earing</b>		
Balance at the beginning of the year	3,462.60	3,117.23
Add : Net Profit/(Net Loss)For the year	465.51	345.37
Add : Remeasurements of difined benefit plan transferred from OCI	-	-
Other Adjusment (Transition Provision)	-	-
<b>Balance at the of the year</b>	<b>3,928.11</b>	<b>3,462.60</b>



**SHERA ENERGY LIMITED (Formerly Known as SHERA ENERGY PRIVATE LIMITED)**  
**Notes to the Standalone Financial Statements for the period ended as on 31th March, 2023**

(Amount in INR lakhs)

Particulars	As at March 31, 2023	As at March 31, 2022
<b>Capital Reserve</b>		
Opening Balance*	152.85	152.85
Add : During the year	-	-
Less : Appropriations during the year	-	-
<b>Balance at the end of the year</b>	<b>152.85</b>	<b>152.85</b>
<b>Total</b>	<b>5,779.62</b>	<b>4,113.92</b>
<b>Other Comprehensive Income (OCI)</b>		
Balance at the beginning of the year	12.02	8.54
Changes during the year	(11.46)	3.48
<b>Balance at the end of the year</b>	<b>0.56</b>	<b>12.02</b>
<b>Total Other Equity</b>	<b>5,780.18</b>	<b>4,125.94</b>

\*Out of above Capital Reserve, Rs. 152.85 Lacs (Previous Year Rs. 152.85 Lacs ) is on account of Investment and Employment Subsidy under Rajasthan Investment Promotion Scheme, 2010.

**Note 15 - Long Term Borrowing**

Particulars	As at March 31, 2023	As at March 31, 2022
<b>Secured Borrowing</b>		
From Banks and NBFC	646.05	920.24
Less : Transaction Cost Adjustment	0.26	0.71
<b>Sub-Total</b>	<b>645.79</b>	<b>919.53</b>
<b>Loans from Directors &amp; related Parties</b>		
Sheikh Naseem	55.95	60.00
Shivani Sheikh	6.03	-
<b>Sub-Total</b>	<b>61.98</b>	<b>60.00</b>
<b>Total</b>	<b>707.77</b>	<b>979.53</b>

Note : Refer Note Number 15(a) for term & condition related to Borrowing taken by Company

**Note 15A - Long Term Lease Liabilities**

Particulars	As at March 31, 2023	As at March 31, 2022
Lease Liabilities	-	36.64
<b>Total</b>	<b>-</b>	<b>36.64</b>

Note :- Refer Note Number-36 for Lease Liabilities



**Note 16 - Long Term Provisions**

(Amount in INR lakhs)

Particulars	As at March 31, 2023	As at March 31, 2022
Provision for Employee benefits		
Gratuity (funded)	2.40	-
<b>Total</b>	<b>2.40</b>	<b>-</b>

**Note 17 - Deferred Tax Assets / Liabilities**

Particulars	As at March 31, 2023	As at March 31, 2022
Allowance for doubtful debts	33.74	28.47
Items allowed on payment/utilisation basis	-	-
Deferred Tax liabilities on Gratuity Liabilities	2.47	-
Disallowances for items to be allowed in subsequent year	-	-
Deferred tax on lease liability created under Ind AS 116	36.64	72.98
<b>Total Assets</b>	<b>72.85</b>	<b>101.45</b>
Tax Rate as per Income Tax	25.17	25.17
<b>Total Deferred Tax Assets</b>	<b>18.33</b>	<b>25.53</b>
WDV as Per Companies Act 2013	900.15	764.57
WDV as Per Income Tax Act	565.81	413.18
<b>Difference in WDV</b>	<b>334.34</b>	<b>351.39</b>
Deferred tax on ROU asset created under Ind AS 116	24.79	51.84
EIR on Term Loan	<b>0.26</b>	<b>0.83</b>
Deferred Tax Liability on Plant Assets (Gratuity)	-	19.01
<b>Total Liability</b>	<b>359.39</b>	<b>423.07</b>
Tax Rate as per Income Tax	25.17	25.17
<b>Total Deferred Tax Liability</b>	<b>90.45</b>	<b>106.48</b>
Closing (DTA)/DTL at the year end	72.12	80.95
Opening (DTA)/DTL	80.95	86.20
(DTA)/DTL Created during Current Years	(8.83)	(5.26)





**Note 18 - Shoert Term Borrowings**

(Amount in INR lakhs)

Particulars	As at March 31, 2023	As at March 31, 2022
<b>Secured (Repayable on Demand) (From Bank)</b>		
State Bank Of India Cash Credit	2,489.29	2,795.16
State Bank Of India SLC	99.34	100.74
<b>Sub-Total</b>	<b>2,588.63</b>	<b>2,895.90</b>
<b>Current Maturities of Non-Current Borrowing</b>		
Current marurities of long - Term Debt	269.44	323.77
Less : IND AS Transaction Cost Adjustment	-	0.12
<b>Sub-Total</b>	<b>269.44</b>	<b>323.65</b>
<b>Unsecured (Repayable on Demand)</b>		
From Banks and NBFC	1,298.23	1,503.40
<b>Total</b>	<b>4,156.30</b>	<b>4,722.95</b>

Note :- Refer Note Number 15(B) for term & Condition related to Borrowing Taken By Company

**Note 18A - Short Term Lease Liabilities**

Particulars	As at March 31, 2023	As at March 31, 2022
Current maturities of Lease Liabilities	36.64	36.64
<b>Total</b>	<b>36.64</b>	<b>36.64</b>

Note :- Refer Note Number-36 for Lease Liabilities

**Note 19 - Trade Payables**

Particulars	As at March 31, 2023	As at March 31, 2023
<b>Trade Payables Others</b>		
Trade Payables for Supplier	6,871.70	7,879.46
Trade Payables for Capital Goods	19.05	7.08
Trade Payables for Expenses	105.34	74.82
<b>Sub-Total</b>	<b>6,996.09</b>	<b>7,961.36</b>
<b>Trade Payables MSME</b>		
Trade Payables for Supplier	1,200.44	517.26
Trade Payables for Capital Goods	-	-
Trade Payables forfor Expenses	-	-
<b>Sub-Total</b>	<b>1,200.44</b>	<b>517.26</b>
<b>Tota</b>	<b>8,196.53</b>	<b>8,478.62</b>

**Refer Note No. 43 for ageing of Trade Payables**

The Company has initiated the process of identification of Vendor which falls undre category of MSME, the disclosure relating to amount due to MSME are made the extent information received.

Trade Payables for Suppliers includes payables against LC, BG and Rxil Bills Discounting which is Trade Payables Bill facility Taken by the Company.



**Note 20 - Shoert Term Provisions**

(Amount in INR lakhs)

Particulars	As at March 31, 2023	As at March 31, 2022
Provision for Expense	33.19	24.39
Provision for Employee benefits		
Gratuity (funded)	0.07	-
<b>Total</b>	<b>33.26</b>	<b>24.39</b>

**Note 21 - Other Current Liabilities (Non Financial)**

Particulars	As at March 31, 2023	As at March 31, 2022
Advance from customers	101.41	128.05
Statutory Dues - GST and other	34.66	22.50
<b>Total</b>	<b>136.07</b>	<b>150.55</b>

**Note 22 - Current Tax Liabilities**

Particulars	As at March 31, 2023	As at March 31, 2022
Provision for Income Tax [net of prepaid taxes]	23.47	-
<b>Total</b>	<b>23.47</b>	<b>-</b>

**Note 23 - Revenue From Operations**

Particulars	As at March 31, 2023	As at March 31, 2022
<b>Revenue From Operation</b>		
Export Sales	-	109.05
Domestic Sales	54,827.96	46,592.86
Other Operating Revenue	0.30	0.45
<b>Total</b>	<b>54,828.26</b>	<b>46,702.36</b>

(Amount in INR lakhs)

Sno.	Lender	Nature of Facility	Loan (Amount in Lakhs)	Outstanding as on 31st March, 2023 (Amount in Lakhs)	Rate of Interest/ Margin	Repayment Terms	Security/ Principle Terms & Condition	Collateral Security / Other Condition
<b>15(A) Long Term Borrowings</b>								
1	SIDBI	Sub Debts	360.00	127.5	13.90%	48 monthly installment wef Sep 2020.	Residual charge on all the movable and current assets of the company	1) SIDBI Sub Debts & ECLGS is secured by residual charge by way of mortgage of all leasehold rights of immovable properties of M/s Shera Metal & Engineers situated at Plot No. F-269(B), Road No. 13, VKIA, Jaipur, Plot No. C-950(A-2), Road No. 14, VKIA, Jaipur, Plot No. F-132, G-1-63, G-1-64, G-1-66, Kaladera Industrial Area, Chomu, Jaipur 2) SIDBI SUB Debts & ECLGS is secured by residual charge by way of mortgage of all leasehold rights of immovable properties of the company situated at G-1-84, Kaladera Industrial Area, Chomu, Jaipur.
2	SIDBI	ECLGS	72.00	48.00	8.25%	36 monthly installment wef April 2022	1) Residual charge on all the movable and current assets of the company 2) First charge by hypothecation on plant, machinery, equipment, Tools, Accessories & all other assets which are proposed to be acquired under the project.	3) SIDBI SUB Debts is covered by guarantee of Sheikh Naseem & Shivani Sheikh. 1) SIDBI Sub Debts & ECLGS is secured by residual charge by way of mortgage of all leasehold rights of immovable properties of M/s Shera Metal & Engineers situated at Plot No. F-269(B), Road No. 13, VKIA, Jaipur, Plot No. C-950(A-2), Road No. 14, VKIA, Jaipur, Plot No. F-132, G-1-63, G-1-64, G-1-66, Kaladera Industrial Area, Chomu, Jaipur 2) SIDBI SUB Debts & ECLGS is secured by residual charge by way of mortgage of all leasehold rights of immovable properties of the company situated at G-1-84, Kaladera Industrial Area, Chomu, Jaipur.
3	State Bank of India	GECL	597.00	443.25	9.25%	48 Monthly wef 30/04/2022	Extension of 2nd charge over the existing securities available to SBI. Excluding personal guarantee and corporate guarantee.	Extension of 2nd charge over the existing securities available to SBI. Excluding personal guarantee and corporate guarantee.



**SHERA ENERGY LIMITED (Formerly Known as SHERA ENERGY PRIVATE LIMITED)**  
**Notes to the Standalone Financial Statements for the period ended as on 31st March, 2023**

(Amount in INR lakhs)

Sno.	Lender	Nature of Facility	Loan (Amount in Lakhs)	Outstanding as on 31st March, 2023 (Amount in Lakhs)	Rate of Interest/ Margin	Repayment Terms	Security / Principal terms and condition	Collateral Security / Other Condition
4	State Bank of India	GECL	297.00	296.74	9.25%	48 Monthly wef 31/03/2024	Extension of 2nd charge over the existing securities available to SBI.	Extension of 2nd charge over the existing securities available to SBI. Excluding personal guarantee and corporate guarantee.

(Amount in INR lakhs)

Sno.	Lender	Nature of Facility	Loan (Amount in Lakhs)	Outstanding as on 31st March, 2023 (Amount in Lakhs)	Rate of Interest/ Margin	Repayment Terms	Collateral Security / Other Condition
<b>15(B) Short Term Borrowings</b>							
1	State Bank of India	Cash Credit Limit	2900.00	2489.29	9.35%	On Demand	<p>1) Ist Pari Passu charge on entire plant &amp; machineries of the company.</p> <p>2) Pari Pasu Charge of factory land &amp; building situated at G-1-84 (by Equitable Mortgage) Kaladera Industrial Area, Chomu, Jaipur in the name of Shera Energy Private Limited.</p> <p>3) Pari pasu Charge of factory land &amp; building situated at F-132, Kaladera Industrial Area, Chomu, Jaipur in the name of Shera Metal and Engineers.</p> <p>4) Pari Pasu Charge of factory land &amp; building situated at G-1-63-64-65-66, Kaladera Industrial Area, Chomu, Jaipur in the name of Shera Metal and Engineers.</p> <p>5) Pari Pasu Charge of factory land &amp; building situated at C-950(A-2), Road No. 14, VKIA, Jaipur in the name of Shera Metal and Engineers.</p> <p>6) Pari Pasu Charge of factory land &amp; building situated at F-269(B), Road No. 13, VKIA, Jaipur in the name of Shera Metal and Engineers.</p> <p>7) The above loans have been guaranteed by directors Sheikh Naseem &amp; Shivani Sheikh and further corporate guarantee of Shera Metal and Engineers (Prop Sheikh Naseem) and Keshav Electricals Private Limited.</p>

(Amount in INR lakhs)

Sno.	Lender	Nature of Facility	Loan (Amount in Lakhs)	Outstanding as on 31st March, 2023 (Amount in Lakhs)	Rate of Interest/ Margin	Repayment Terms	Ist Pari Passu charge on all the current assets of the company	Collateral Security / Other Condition
2	State Bank of India	S/LC Limit	100.00	99.34	10.35%	On Demand	Ist Pari Passu charge on all the current assets of the company	<p>1) Ist Pari Passu charge on entire plant &amp; machineries of the company.</p> <p>2) Pari Pasu Charge of factory land &amp; building situated at G-1-84 (by Equitable Mortgage) Kaladera Industrial Area, Chomu, Jaipur in the name of Shera Energy Private Limited.</p> <p>3) Pari pasu Charge of factory land &amp; building situated at F-132, Kaladera Industrial Area, Chomu, Jaipur in the name of Shera Metal and Engineers.</p> <p>4) Pari Pasu Charge of factory land &amp; building situated at G-1-63-64-65-66, Kaladera Industrial Area, Chomu, Jaipur in the name of Shera Metal and Engineers.</p> <p>5) Pari Pasu Charge of factory land &amp; building situated at C-950(A-2), Road No. 14, VKIA, Jaipur in the name of Shera Metal and Engineers.</p> <p>6) Pari Pasu Charge of factory land &amp; building situated at F-269(B), Road No. 13, VKIA, Jaipur in the name of Shera Metal and Engineers.</p> <p>7) The above loans have been guaranteed by directors Sheikh Naseem &amp; Shivani Sheikh and further corporate guarantee of Shera Metal and Engineers (Prop Sheikh Naseem) and Keshav Electricals Private Limited.</p>



(Amount in INR lakhs)

Sno.	Lender	Nature of Facility	Loan Amount in Lakhs)	Outstanding as on 31st March, 2023 (Amount in Lakhs)	Rate of Interest/ Margin	Repayment Terms	Collateral Security / Other Condition
3	Yes Bank	Channel Finance Limit	400.00	400.24	7.90%	On Demand	1) The channel finance limit from Yes bank guaranteed by Sheikh Naseem and Shivani Sheikh.
4	Hero Fincorp Limited	Channel Finance Limit	300.00	299.92	10.50%	On Demand	1) The channel finance limit from Hero Fincorp Limited guaranteed by Sheikh Naseem and Shivani Sheikh.
5	Vivriti Capital Limited	Channel Finance Limit	400.00	401.04	10.50%	On Demand	1) The channel finance limit from Vivriti Capital Limited guaranteed by Sheikh Naseem, Shivani Sheikh and Corporate Guarantee of Isha Infra Power Private Limited & Charge on the Assets Funded from VCPL Limits.
6	Kotak Mahindra Bank Limited	Channel Finance Limit	200.00	197.03	10.80%	On Demand	1) The channel finance limit from KMBL guaranteed by Sheikh Naseem and Shivani Sheikh



**Note 24 - Other Income**

(Amount in INR lakhs)

Particulars	As at March 31, 2023	As at March 31, 2022
Interest Income	48.85	50.04
Subsidy Under RIPS Received	15.09	-
<b>Total</b>	<b>63.94</b>	<b>50.04</b>

**Note 24.1 - Interest Income comprises**

Particulars	As at March 31, 2023	As at March 31, 2022
Interest from Bank on Deposit	48.24	45.19
Interest on Income tax Refund	-	4.30
Interest Income on Lease Deposit	0.61	0.55
<b>Total</b>	<b>48.85</b>	<b>50.04</b>

**Note 25 - Cost of Materials Consumed**

Particulars	As at March 31, 2023	As at March 31, 2022
Opening Stock at the beginning of the year	1,233.31	625.67
Add : Purchases and Incidental Expenses (Net of returns, claims/ discount, if any)	51,527.29	45,297.81
Less : Closing Stock at the end of the year	1,061.23	1,233.31
<b>Total</b>	<b>51,699.37</b>	<b>44,690.17</b>

**Note 26 - Changes In Inventories Of Finished Goods, Work-In-Progress and Stock-In-Trade**

Particulars	As at March 31, 2023	As at March 31, 2022
<b>Opening Stock</b>		
Work-in-Progress	4,333.97	3,570.33
Finished Goods / Stock-in-Trade	675.04	314.68
<b>Sub-Total(A)</b>	<b>5,015.01</b>	<b>3,885.01</b>
<b>Closing Stock</b>		
Work-in-Progress	4,860.20	4,339.97
Finished Goods / Stock-in-Trade	904.98	675.04
<b>Sub-Total(B)</b>	<b>5,765.18</b>	<b>5,015.01</b>
<b>Total(A)-(B)</b>	<b>(750.17)</b>	<b>(1,130.00)</b>



**Note 27 - Employee Benefit Expenses**

(Amount in INR lakhs)

Particulars	As at March 31, 2023	As at March 31, 2022
Salaries & Wages	356.89	274.67
Contributions to Provident and Other Fund	25.19	22.12
Gratuity and Leave Encashment (net of reversals, if any)	10.07	5.40
Staff Welfare Expenses & Bonus	96.18	54.30
<b>Total</b>	<b>488.33</b>	<b>356.49</b>

**Note 28 - Finance Costs**

Particulars	As at March 31, 2023	As at March 31, 2022
<b>Financial Expenses to Bank</b>		
Interest to Bank	572.89	483.85
Bill Discounting Charges	358.21	177.42
Bank Charges	129.70	214.79
<b>Financial Expenses to Others</b>		
Interest from/to Suppliers & Others	314.33	307.20
Interest on Duties & Taxes	3.36	2.39
Financial Expenses on Buyer Credit / FLC	0.81	0.94
Interest on unsecured loan	4.36	10.45
Interest Expenses on EIR and lease liability	6.23	10.64
<b>Total</b>	<b>1,389.89</b>	<b>1,207.68</b>

**Note 29 - Depreciation & Amortisation Expenses**

Particulars	As at March 31, 2023	As at March 31, 2022
Depreciation on Property, Plant and Equipments	85.43	88.88
Depreciation on Right of Use Assets	27.50	27.50
Amortisation of Intangible Assets	0.29	0.29
Amortisation of Lease hold Land	0.19	0.19
<b>Total</b>	<b>113.41</b>	<b>116.86</b>

**Note 30 - Other Expenses**

Particulars	As at March 31, 2023	As at March 31, 2022
<b>Manufacturing &amp; Service Cost</b>		
Power & Fuel Exp	<b>302.10</b>	<b>195.05</b>
Labour & Job Work Expenses	540.27	477.36
Freight & Transportation	44.77	30.72
Repairs & Maintenance Expenses	6.50	11.03
Testing Fees	0.38	0.18
Rent Expenses	1.65	2.10
Water Expenses	0.76	1.16
<b>Total Manufacturing &amp; Service Cost (A)</b>	<b>896.43</b>	<b>717.60</b>



**SHERA ENERGY LIMITED (Formerly Known as SHERA ENERGY PRIVATE LIMITED)**  
**Notes to the Standalone Financial Statements for the period ended as on 31st March, 2023**

(Amount in INR lakhs)

**Administration, Selling & Other Expenses**

Auditors Remuneration	2.50	2.25
Commission on Sales	32.55	30.10
Consultancy Fees	52.27	23.54
Carriage Outwards	104.02	65.73
Conveyance & Travelling Expenses	20.04	13.50
Deduction by Electricity Board	-	5.00
Director's Remuneration	78.00	60.00
Director's Sitting Fees	5.40	0.40
Duties & Taxes	17.37	25.79
Export Expenses	0.21	8.70
Loss on Foreign Exchange Rate Difference	4.95	-
Insurance Expenses	34.52	28.09
Office Expenses	10.56	9.35
License & Membership Fees	16.50	7.82
Printing & Stationery	6.55	3.20
Repairs & Maintenance Exp	2.11	3.50
Sales Promotion Expenses	25.53	28.49
Telephone Expenses	4.66	3.67
Vehicle Running & Maintenance Expenses	11.12	14.80
Expected Credit Loss (Doubtful Debt)	5.26	(0.53)
<b>Total Administration, Selling &amp; Other Expenses (B)</b>	<b>434.12</b>	<b>333.40</b>
<b>TOTAL (A) + (B)</b>	<b>1,330.55</b>	<b>1,051.00</b>

<b>Particulars</b>	<b>As at March 31, 2023</b>	<b>As at March 31, 2022</b>
<b>Payment to Statutory Auditor's</b>		
Audit Fees	1.65	1.25
Tax Audit Fee	0.25	0.40
Other Services	0.30	0.30
<b>Cost Auditor's Remuneration</b>		
<b>Cost Audit Fees</b>	0.30	0.30
<b>Total</b>	<b>2.50</b>	<b>2.25</b>

**Note 31 - Tax Expense**

<b>Particulars</b>	<b>As at March 31, 2023</b>	<b>As at March 31, 2022</b>
Tax Expenses	160.31	121.25
Deffered Tax Expenses/(Reversal)	(4.97)	(6.43)
Tax in respect of Earlier Years/(Reversal)	-	-
<b>Total</b>	<b>155.34</b>	<b>114.82</b>



## Additional Notes

### Note 32 - Earnings Per Share (EPS)

(Amount in INR lakhs)

Particulars	As at March 31, 2023	As at March 31, 2022
Net Profit/ (Loss) for calculation of basic / diluted EPS	465.48	345.38
Weighted Average Number of Equity Shares in calculating Basic and Diluted EPS	204.15	199.40
Basic and Diluted Earnings/(Loss) Per Share	2.28	1.73
Nominal Value of Equity Shares	10.00	10.00

### Note 33 - Details of Employee Benefits:

The Company has the following post-employment benefit plans:

#### A. Defined Contribution Plan

**Contribution to defined contribution plan recognised as expense for the year is as under:**

The Company offers its employees benefits under defined contribution plans in the form of provident fund. Provident fund cover substantially all regular employees which are on payroll of the company. Both the employees and the Company pay predetermined contributions into the provident fund and approved superannuation fund. The contributions are normally based on a certain proportion of the employee's salary and are recognised in the Statement of Profit and Loss as incurred.

Particulars	Year ended March 31, 2023	Year ended March 31, 2022
<b>Contribution to provident fund and other Fund</b>	<b>25.19</b>	<b>22.12</b>

#### B. Defined Benefit Plan - Gratuity:

(i) The Company administers its employees' gratuity scheme funded liability. The present value of the liability for the defined benefit plan of gratuity obligation is determined based on actuarial valuation by an independent actuary at the period end, which is calculated using the projected unit credit method, which recognises each year of service as giving rise to additional unit of employee benefit entitlement and measures each unit separately to build up the final obligation.

(ii) Gratuity benefits in India are governed by the Payment of Gratuity Act, 1972. The key features are as under:

Benefits Offered	15/26* salary* Duration of service
Salary Definition	Basic Salary Including Dearness Allowance (if any)
Benefit Ceiling	Benefit Ceiling of Rs 20 Lakhs
Vesting Conditions	5 Years of Continuous Service (Not Applicable In Case of Death/ Disability)
Benefit Eligibility	Upon Death or resignation or withdrawal or retirement
Retirement Age	60 Years

#### (iii) Characteristics of defined benefit plans and risks associated with them:

Valuation of defined benefit plan are performed on certain basic set of pre-determined assumptions and other regulatory framework which may vary over time. Thus, the Company is exposed to various risks in providing the above benefit plans which are as follows:

##### A. Actuarial Risk:

It is the risk that benefits will cost more than expected. This can arise due to one of the following reasons:

##### Adverse Salary Growth Experience:

Salary hikes that are higher than the assumed salary escalation will result into an increase in Obligation at a rate that is higher than expected.



**Variability in mortality rates:**

If actual mortality rates are higher than assumed mortality rate assumption than the Gratuity Benefits will be paid earlier than expected. Since there is no condition of vesting on the death benefit, the acceleration of cashflow will lead to an actuarial loss or gain depending on the relative values of the assumed salary growth and discount rate.

**Variability in withdrawal rates:**

If actual withdrawal rates are higher than assumed withdrawal rate assumption than the Gratuity Benefits will be paid earlier than expected. The impact of this will depend on whether the benefits are vested as at the resignation date.

**B. Investment Risk:**

For funded plans that rely on insurers for managing the assets, the value of assets certified by the insurer may not be the fair value of instruments backing the liability. In such cases, the present value of the assets is independent of the future discount rate. This can result in wide fluctuations in the net liability or the funded status if there are significant changes in the discount rate during the inter-valuation period.

**C. Liquidity Risk:**

Employees with high salaries and long durations or those higher in hierarchy, accumulate significant level of benefits. If some of such employees resign/retire from the company there can be strain on the cashflows.

**D. Market Risk:**

Market risk is a collective term for risks that are related to the changes and fluctuations of the financial markets. One actuarial assumption that has a material effect is the discount rate. The discount rate reflects the time value of money. An increase in discount rate leads to decrease in Defined Benefit Obligation of the plan benefits & vice versa. This assumption depends on the yields on the corporate/government bonds and hence the valuation of liability is exposed to fluctuations in the yields as at the valuation date.

**E. Legislative Risk:**

Legislative risk is the risk of increase in the plan liabilities or reduction in the plan assets due to change in the legislation/regulation. The government may amend the Payment of Gratuity Act thus requiring the companies to pay higher benefits to the employees. This will directly affect the present value of the Defined Benefit Obligation and the same will have to be recognized immediately in the year when any such amendment is effective.

**B. Changes in the Present value of Obligation**

(Amount in INR lakhs)

Particulars	Year ended March 31, 2023	Year ended March 31, 2022
Present Value of Obligation as at the beginning	37.55	33.69
Current Service Cost	9.68	6.70
Interest Expense or Cost	2.78	2.29
<b>Re-measurement (or Actuarial) (gain) / loss arising from:</b>		
- change in financial assumptions	(4.32)	-
- change in demographic assumptions	-	-
- experience variance	18.81	(5.13)
Past Service Cost	-	-
Benefits Paid	-	-
<b>Present Value of Obligation as at the end of the year</b>	<b>64.50</b>	<b>37.55</b>
<b>Bifurcation of Actuarial losses/ (gains)</b>	<b>(4.32)</b>	
Actuarial losses/ (gains) arising from change in financial assumptions	-	-
Actuarial losses/ (gains) arising from change in demographic assumptions	-	-
Actuarial losses/ (gains) arising from experience adjustments	18.81	(5.13)
<b>Actuarial losses/ (gains)</b>	<b>14.49</b>	<b>(5.13)</b>
<b>Bifurcation of Present Value of Benefit Obligation</b>		
Current - Amount due within one year	1.86	1.21
Non-Current - Amount due after one year	62.64	36.34
<b>Total</b>	<b>64.50</b>	<b>37.55</b>





**Expected Benefit Payments in Future Years**

(Projections are for current members and their currently accumulated benefits)

(Amount in INR lakhs)

Particulars	Year ended March 31, 2023	Year ended March 31, 2022
Year 1	1.86	1.21
Year 2	2.59	1.47
Year 3	2.84	1.65
Year 4	4.65	1.57
Year 5	2.88	3.12
Year 6 and above	67.16	15.58

**Sensitivity Analysis of Defined Benefit Obligation with references to Key Assumptions**

Particulars	Year ended March 31, 2023	Year ended March 31, 2022
<b>Discount Rate Sensitivity</b>		
Increase by 1%	58.21	33.05
Decrease by 1%	71.95	43.05
<b>Salary growth rate Sensitivity</b>		
Increase by 1%	71.98	43.04
Decrease by 1%	58.08	32.98
<b>Withdrawal rate (W.R.) Sensitivity</b>		
Increase by 1%	64.88	37.95
Decrease by 1%	64.09	37.08

Particulars	Year ended March 31, 2023	Year ended March 31, 2022
<b>Amounts recognized in Balance Sheet</b>		
Net Liability / (Asset) recognised in Balance Sheet	2.47	(19.01)
<b>Amounts recognized in Statement of Profit and Loss</b>		
Current Service Cost	9.68	6.70
Net interest on net Defined Liability / (Asset)	2.78	2.29
Expected return on plan assets	(4.26)	(3.59)
Net actuarial losses (gains) recognised in the year	15.31	(4.66)
<b>Expenses recognised in Statement of Profit and Loss</b>	<b>23.51</b>	<b>074</b>

**Actuarial Assumptions**

Particulars	Year ended March 31, 2023	Year ended March 31, 2022
Discount Rate	7.40%	6.80%
Expected rate of salary increase	6.00%	6.00%
Expected Return on Plan Assets		
<b>Mortality Rates</b>	<b>Indian Assured Lives Mortality (2012-14) Ult.</b>	<b>Indian Assured Lives Mortality (2012-14) Ult.</b>
Rate of Employee Turnover	5% to 1%	5% to 1%
Retirement Age	60	60



**Note 34 - Contingent Liabilities and Capital Commitments**

(Amount in INR lakhs)

Particulars	Year ended March 31, 2023	Year ended March 31, 2022
1) Contingent Liabilities		
a) Corporate Guarantees given By Company	3,230.00	3,230.00
b) Bank Guarantees	1,303.00	1,578.00
c) Bills Discounting	2,749.08	1,049.49
d) Direct Tax*	2.50	
e) Indirect Tax*	46.95	

*\*To the extent quantifiable and ascertainable*

**Note 35 - Segment Reporting**

Looking to the nature of Business, Company is operating under single Operating segment hence Segment Reporting is not Applicable as per IND AS 108.

**Note 36 - LEASES (Right to Use of Assets)**

The Company's significant leasing arrangements are in respect of Land and buildings and office premises taken on lease and license basis.

The Company has recorded the lease liability at the present value of the lease payments discounted at the incremental borrowing rate and the ROU asset at its carrying amount. The weighted average incremental borrowing rate applied to lease liabilities is 10.00 %.

*The break-up of current and non-current lease liabilities is as follows:*

Particulars	Year ended March 31, 2023	Year ended March 31, 2022
Current Lease Liabilities	36.64	36.34
Non-Current Lease Liabilities	-	36.64
<b>Total</b>	<b>36.64</b>	<b>72.98</b>

*The movement in lease liabilities is as follows:*

Particulars	Year ended March 31, 2023	Year ended March 31, 2022
Balance at the beginning	72.98	105.87
Addition during the year	-	-
Finance cost accrued	5.66	9.11
Payment of lease liabilities	42.00	42.00
Deduction/Reversal During the year	-	-
<b>Balance at the end</b>	<b>36.64</b>	<b>72.98</b>

*The details of the contractual maturities of lease liabilities on an undiscounted basis are as follows:*

Particulars	Year ended March 31, 2023	Year ended March 31, 2022
Not later than one year	38.50	42.00
1-2 Years	-	38.50
2-3 Years	-	-
More than 3 Years		



**Note 37 – Financial Instruments**

(Amount in INR lakhs)

**Financial Risk Management – Objectives and Policies**

The Company's financial liabilities mainly comprise the loans and borrowings in domestic currency, money related to capital expenditures, trade and other payables. The main purpose of these financial liabilities is to finance the Company's operations. The Company's financial assets comprise mainly of investments, security deposits, cash and cash equivalents, other balances with banks, trade and other receivables that derive directly from its business operations.

The Company is exposed to the Market Risk, Credit Risk and Liquidity Risk from its financial instruments.

The Management of the Company has implemented a risk management system which is monitored by the Board of Directors of the Company. The general conditions for compliance with the requirements for proper and future-oriented risk management within the Company are set out in the risk management principles. These principles aim at encouraging all members of staff to responsibly deal with risks as well as supporting a sustained process to improve risk awareness. The guidelines on risk management specify risk management processes, compulsory limitations, and the application of financial instruments. The risk management system aims to identify, assess, mitigate the risks in order to minimize the potential adverse effect on the Company's financial performance.

The following disclosures summarize the Company's exposure to the financial risks and the information regarding use of derivatives employed to manage the exposures to such risks. Quantitative Sensitivity Analysis has been provided to reflect the impact of reasonably possible changes in market rate on financial results, cash flows and financial positions of the Company.

**A. Financial Assets and Liabilities**

Particulars	As at 31 march 2023		
	Amortised Cost**	FVTPL***	FVTOCI
<b>Assets Measured at</b>			
Investments*	-	-	-
Trade receivables	9,336.53	-	-
Cash and Cash Equivalent	291.63	-	-
Other Bank Balances	660.75	-	-
Loans	996.94	-	-
Other Financial Assets	160.50	-	-
<b>Total</b>	<b>11,446.35</b>	-	-
<b>Liabilities Measured at</b>			
Borrowings (including current maturities of non-current borrowings)	4,864.07	-	-
Trade payables	8,196.53	-	-
Other Financial Liabilities	-	-	-
<b>Total</b>	<b>13,060.60</b>	-	-

Particulars	As at 31 march 2023		
	Amortised Cost**	FVTPL***	FVTOCI
<b>Assets Measured at</b>			
Investments*	-	-	-
Trade receivables	9,228.34	-	-
Cash and Cash Equivalent	45.47	-	-
Other Bank Balances	874.99	-	-
Loans	841.49	-	-
Other Financial Assets	139.65	-	-
<b>Total</b>	<b>11,129.94</b>	-	-
<b>Liabilities Measured at</b>			
Borrowings (including current maturities of non-current borrowings)	5,702.48	-	-
Trade payables	8,478.62	-	-
Other Financial Liabilities	-	-	-
<b>Total</b>	<b>14,181.10</b>	-	-

(\*) Investment in subsidiaries are measured at cost as per Ind AS 27, “Separate financial statements”, and hence not presented here.

(\*\*) Fair value of financial assets and liabilities measured at amortized cost approximates their respective carrying values as the management has assessed that there is no significant movement in factor such as discount rates, interest rates, credit risk from the date of the transition. The fair values are assessed by the management using Level 3 inputs.

(\*\*\*) The financial instruments measured at FVTPL represents current investments and derivative assets having been valued using level 2 valuation hierarchy.

#### **Fair value hierarchy**

The fair value of financial instruments as referred to in note below has been classified into three categories depending on the inputs used in the valuation technique. The hierarchy gives the highest priority to quoted prices in active markets for identical assets or liabilities [Level 1 measurements] and lowest priority to unobservable inputs [Level 3 measurements].

#### **The categories used are as follows:**

**Level 1:** Quoted prices for identical instruments in an active market

**Level 2:** Directly (i.e. as prices) or indirectly (i.e. derived from prices) observable market inputs, other than Level 1 inputs; and **Level 3:** Inputs which are not based on observable market data (unobservable inputs). Fair values are determined in whole or in part using a net asset value or valuation model based on assumptions that are neither supported by prices from observable current market transactions in the same instrument nor are they based on available market data.

#### **B. Market Risk**

Market Risk is the risk that the fair value of future cash flows of a financial instrument will fluctuate because of changes in market prices. Market Risk comprises three types of Risk: “Interest Rate Risk, Currency Risk and Other Price Risk”. Financial instrument affected by the Market Risk includes loans and borrowings in foreign as well as domestic currency, retention money related to capital expenditures, trade and other payables.

##### **(a) Interest Rate Risk**

Interest Rate Risk is the risk that fair value or future cash outflows of a financial instrument will fluctuate because of changes in market interest rates. An upward movement in the interest rate would adversely affect the borrowing cost of the Company. The Company is exposed to long term and short - term borrowings. The Company manages interest rate risk by monitoring its mix of fixed and floating rate instruments and taking actions as necessary to maintain an appropriate balance. The Company has not used any interest rate derivatives.

#### **Exposure to Interest Rate Risk**

(Amount in INR lakhs)

Particulars	As at March 31, 2023	As at March 31, 2022
Borrowing bearing fixed rate of interest	189.47	333.87
Borrowing bearing variable rate of interest	4674.86	5369.45

#### **Sensitivity Analysis**

Profit / (Loss) estimates to higher / lower interest rate expense from borrowings bearing variable rate of interest as a result of changes in interest rate.

Particulars	As at March 31, 2023	As at March 31, 2022
Interest Rate – Increase by 50 Basis Points	(23.37)	(26.85)
Interest Rate – Decrease by 50 Basis Points	23.37	26.85

(\*) holding all other variable constant. Tax impact not considered.



**(b) Foreign Currency Risk**

The Company is exposed to foreign exchange risk arising from foreign currency transactions, primarily with respect to the US Dollar. Foreign exchange risk arises from recognized assets and liabilities denominated in a currency that is not the functional currency of the Company. Considering the volume of foreign currency transactions, the Company has taken certain forward contracts to manage its exposure.

**Exposure to Foreign Currency Risk**

The Carrying amount of Company's unhedged Foreign Currency denominated monetary items are as follows:

Particulars	(Amount in INR lakhs)	
	As at 31st March 2023 Amount in USD	Amount in Rs.
Net Unhedged Assets (Trade Receivables, Other Receivables, & Loans Given)	-	-
Net Unhedged Liabilities	-	-
<b>Net Exposure Assets / (Liabilities)</b>	-	-

Particulars	As at 31st March 2022	
	Amount in USD	Amount in Rs.
Net Unhedged Assets (Trade Receivables, Other Receivables, & Loans Given)	-	-
Net Unhedged Liabilities	0.37	28.19
<b>Net Exposure Assets / (Liabilities)</b>	<b>(0.37)</b>	<b>(28.19)</b>

**Sensitivity Analysis**

The sensitivity of profit or (loss) to changes in the exchange rates arises mainly from foreign currency denominated financial instruments.

Particulars	As at 31st March 2023	
	Amount in USD	Amount in Rs.
INR / USD – Increase by 5%	-	-
INR / USD – Decrease by 5%	-	-

Particulars	As at 31st March 2022	
	Amount in USD	Amount in Rs.
INR / USD – Increase by 5%	(0.02)	(1.41)
INR / USD – Decrease by 5%	0.02	1.41

(\*) Holding all other variable constant. Tax impact not considered.

**(c) Other Price Risk**

Other Price Risk is the Risk that the fair value of a financial instrument will fluctuate due to changes in market traded price. The Company is exposed to price risk arising mainly from investments in equity/ equity-oriented instruments recognized at FVTPL/FVTOCI.

Particulars	As at 31st March 2023	
	Amount in USD	Amount in Rs.
Investments (FVTPL)	-	-
Investments (FVTOCI)	-	-



**C. Credit Risk**

Credit risk is the risk that a counterparty fails to discharge its obligation to the Company. The Company's exposure to credit risk is influenced mainly by cash and cash equivalents, trade receivables and other Financial assets measured at amortized cost. The Company continuously monitors defaults of customers and other counterparties and incorporates this information into its credit risk controls.

The Company assesses and manages credit risk based on internal credit rating system. Internal credit rating is performed for each class of financial instruments with different characteristics. The Company assigns the following credit ratings to each class of financial assets based on the assumptions, inputs and factors specific to the class of financial assets. (i) Low credit risk, (ii) Moderate credit risk, (iii) High credit risk.

Based on business environment in which the Company operates, a default on a financial asset is considered when the counter party fails to make payments within the agreed time period as per contract. Loss rates reflecting defaults are based on actual credit loss experience and considering differences between current and historical economic conditions.

**Financial assets (other than trade receivables) that expose the entity to credit risk are managed and categorized as follows:**

Basis of categorisation	Asset class exposed to credit	Provision for expected credit loss
Low credit risk	Cash and Cash Equivalents, Other Bank Balances, Loans and Other Financial Assets	12 Months expected credit loss.
Moderate credit risk	Other Financial Assets	12 Months expected credit loss, unless credit risk has increased significantly since initial recognition, in which case allowance is measured at life time expected credit loss.
High credit risk	Other Financial Assets	Life time expected credit loss (when there is significant deterioration) or specific provision whichever is higher.

**Financial assets (other than trade receivables) that expose the entity to credit risk (Gross exposure): –**  
 (Amount in INR lakhs)

Particulars	As at March 31, 2023	As at March 31, 2022
<b>Low Credit Risk</b>		
Cash and cash equivalents	291.63	45.47
Bank Balances other than above	660.75	874.99
Loans	996.94	841.49
Other Financial Assets	160.50	139.65
<b>Moderate/ High Credit Risk</b>	-	-
<b>Total</b>	<b>2109.82</b>	<b>1901.59</b>

**(I) Cash and cash equivalent and bank balance:**

Credit risk related to cash and cash equivalents and bank balance is managed by only accepting highly rated banks and diversifying bank deposits and accounts in different banks.





**(ii) Loans and Other financial assets measured at amortized cost:**

Other financial assets measured at amortized cost includes Security Deposit to various authorities , Loans to staff and other receivables. Credit risk related to these other financial assets is managed by monitoring the recoverability of such amounts continuously, while at the same time internal control system in place ensure the amounts are within defined limits.

**(iii) Trade receivables:**

Life time expected credit loss is provided for trade receivables. Based on business environment in which the Company operates, a default on a financial asset is considered when the counter party fails to make payments within the agreed time period as per contract. Loss rates reflecting defaults are based on actual credit loss experience and considering differences between current and historical economic conditions. Assets are written off when there is no reasonable expectation of recovery, such as a debtor declaring bankruptcy or a litigation decided against the Company. The Company continues to engage with parties whose balances are written off and attempts to enforce repayment. Recoveries made are recognized in statement of profit and loss.

**(A) Expected credit losses:**

Expected credit loss for trade receivables under simplified approach:

The Company recognizes lifetime expected credit losses on trade receivables & other financial assets using a simplified approach, wherein Company has defined percentage of provision by analyzing historical trend of default based on the criteria defined below and such provision percentage determined have been considered to recognize life time expected credit losses on trade receivables (other than those where default criteria are met in which case the full expected loss against the amount recoverable is provided for). Further, the Company has evaluated recovery of receivables on a case to case basis. No provision on account of expected credit loss model has been considered for related party balances. The Company computes credit loss allowance based on provision matrix. The provision matrix is prepared on historically observed default rate over the expected life of trade receivable and is adjusted for forward - looking estimate. The provision matrix at the end of reporting period is as follows:

Particulars	Expected Loss Rate	
All Receivables excluding Related Parties	0.50%	
(Amount in INR lakhs)		
Movement in Expected Credit Loss Allowance on Trade Receivables	For Year ended March 31, 2023	For Year ended March 31, 2022
Balance at the beginning of the reporting period	28.47	29.01
Loss Allowance measured at lifetime expected credit losses	5.26	(0.53)
Balance at the end of reporting period	33.74	28.47



#### **D. Liquidity Risk**

Liquidity Risk is the risk that the Company will encounter difficulty in raising the funds to meet the commitments associated with financial instruments that are settled by delivering cash or another financial asset. Liquidity risk may result from an inability to sell a financial asset quickly at close to its fair value. Management monitors rolling forecasts of the Company's liquidity position and cash and cash equivalents on the basis of expected cash flows. The Company takes into account the liquidity of the market in which the entity operates.

#### **Financing arrangements:**

The Company had access to the following undrawn borrowing facilities at the end of the reporting period:

(Amount in INR lakhs)

Particulars	For Year ended March 31, 2023	For Year ended March 31, 2022
<b>Expiring within One Year</b>		
- CC/EPC Facility	414.42	104.11
- Invoice Discounting Facility	-	-

#### **Expiring beyond One Year**

The cash credit and other facilities may be drawn at any time and may be terminated by the bank without notice.

#### **Maturities of Financial Liabilities:**

The tables below analyze the Company's financial liabilities into relevant maturity based on their contractual maturities for all non-derivative financial liabilities. The amounts disclosed in the table are the contractual undiscounted cash flows. Balances due within 12 months equal their carrying balances as the impact of discounting is not significant. AS per Annexure "A"

#### **E. Capital Management**

The Company's capital management objectives are to ensure the company's ability to continue as a going concern, to provide an adequate return to share holders.

The Company monitors capital on the basis of the carrying amount of equity less cash and cash equivalents as presented on the face of balance sheet. Management assesses the Company's capital requirements in order to maintain an efficient overall financing structure while avoiding excessive leverage. This takes into account the subordination levels of the Company's various classes of debt. The Company manages the capital structure and makes adjustments to it in the light of changes in economic conditions and the risk characteristics of the underlying assets. In order to maintain or adjust the capital structure, the Company may adjust the amount of dividends paid to shareholders, return capital to shareholders, issue new shares, or sell assets to reduce debt.

The Company manages its capital on the basis of Net Debt to Equity Ratio which is Net Debt (Total Borrowings net of Cash and Cash Equivalents) divided by total equity.

Particulars	As at March 31, 2023	As at March 31, 2022
Total Borrowings	4864.07	5702.48
Less: Cash and Cash Equivalent	291.63	45.47
<b>Net Debt (A)</b>	<b>4572.44</b>	<b>5657.01</b>
<b>Total Equity (B)</b>	<b>8059.01</b>	<b>6119.97</b>
<b>Capital Gearing Ratio (B/A)</b>	<b>1.76</b>	<b>1.08</b>

The Company has complied with the terms and condition of the major borrowing facilities throughout the Reporting Period.



***Note 38 – Balance confirmation of Receivables***

Confirmation letters have not been obtained from all the parties in respect of Trade Receivable, Other Non- Current Assets and Other Current Assets. Accordingly, the balances of the accounts are subject to confirmation, reconciliation and consequent adjustments, if any.

***Note 39 – Balance Confirmation of Payables***

Confirmation letters have not been obtained from all the parties in respect of Trade Payable and other current liabilities. Accordingly, the balances of the accounts are subject to confirmation, reconciliation and consequent adjustments, if any.

***Note 40 – Events occurring after the Balance sheet Date***

The Group evaluates events and transactions that occur subsequent to the balance sheet date but prior to approval of the financial statements to determine the necessity for recognition and/or reporting of any of these events and transactions in the financial statements. There are no subsequent events to be recognized or reported that are not already disclosed.



## Annexure "A"- Maturity Table of Financial Liabilities

As at 31st March 2023

(Amount in INR lakhs)

Particulars	Less than 1 Year	1-2 Years	2-3 Years	More than 3 years	Total
Borrowings (including current maturities of non-current borrowing and excluding lease liabilities)	4,156.30	285.00	219.00	204.03	4,864.33
Less: IND as effect	-	-	-	-	0.26
<b>Total</b>	<b>4,156.30</b>	<b>285.00</b>	<b>219.00</b>	<b>204.03</b>	<b>4,864.07</b>
Trade payables	8,196.53	-	-	-	8,196.53
Other financial liabilities	-	-	-	-	-
<b>Total</b>	<b>12,352.83</b>	<b>285.00</b>	<b>219.00</b>	<b>204.03</b>	<b>13,060.60</b>

As at 31st March 2022

Particulars	Less than 1 Year	1-2 Years	2-3 Years	More than 3 years	Total
Borrowings (including current maturities of non-current borrowing and excluding lease liabilities)	4,723.06	269.44	285.00	425.80	5,703.30
Less: IND as effect	-	-	-	-	0.83
<b>Total</b>	<b>4,723.06</b>	<b>269.44</b>	<b>285.00</b>	<b>425.80</b>	<b>5,702.47</b>
Trade payables	8,478.64	-	-	-	8,478.64
Other financial liabilities	-	-	-	-	-
<b>Total</b>	<b>13,201.70</b>	<b>269.44</b>	<b>285.00</b>	<b>425.80</b>	<b>14,181.10</b>

## Note: 41:- Related Parties Transaction

Disclosure of transactions with Related Parties, as required by Ind AS 24 “Related Party Disclosures” has been set out below. Related parties as defined under clause 9 of the Ind AS 24 have been identified on the basis of representations made by the management and information available with the Company.

Details of related party transactions during the year ended 31st March, 2023 and balances outstanding as at 31st March, 2023.

Particulars	(Amount in INR lakhs)								
	Sheikh Naseem CMD	Shivani Sheikh	Shera Metals & Engineers	Kshama Agarwal	Shera Metal Pvt. Ltd.	Rajputana Industries Pvt. Ltd.	Shera Infrapower Pvt. Ltd.	Subhash Chand Agarwal	Piyush Sharma
<b>Nature of transactions</b>									
Interest Payment	4.34	0.03	-	-	11.76	-	-	-	-
Interest Received	-	-	-	-	-	255.92	60.86	-	-
Rent Payment	-	-	43.20	-	-	-	-	-	-
Managerial	39.00	39.00	-	-	-	-	-	-	1.1
Remuneration/Salary	-	-	-	3.80	-	-	-	3.80	-
Employee Benefit Expenses	-	-	-	-	-	-	-	-	-
Sales (Excluding Duties & Taxes)	-	-	-	-	815.17	7,540.64	-	-	-
Sales of Plant & Machinery (Excluding Duties & Taxes)	-	-	-	-	0.69	11.95	-	-	-
Other Operative Expenses	-	-	-	-	-	1.06	-	-	-
Purchase (Excluding Duties & Taxes)	-	-	-	-	5,449.43	6,616.32	-	-	-
Purchase Plant & Machinery (Excluding Duties & Taxes)	-	-	-	-	-	-	-	-	-
Job work Expenses	-	-	-	-	49.97	365.98	-	-	-
Other Operative Revenues (J/w Received)	-	-	-	-	8.86	0.08	-	-	-
Other Operative Revenues (Transport)	-	-	-	-	0.67	0.56	-	-	-
Other Operative Expenses	-	-	7.39	-	-	-	-	-	-
(Trademark/royalty)									
<b>Balance outstanding at the end of the year (Dr./((Cr.))</b>									
Loan and Advances	-	-	-	-	81.71	2,541.46	866.60	-	-
Trade Receivables	-	-	1.00	-	-	-	-	-	-
Long Term Borrowings	54.95	6.03	-	-	-	-	-	-	-
Trade Payables	-	-	-	0.35	-	-	-	0.35	0.99

## Note: 42:- Trade Receivables Ageing Schedule

**As at 31st March, 2023** (Amount in INR lakhs)

Particulars	Not Due	Outstanding for following periods from due date of payment					Total
		Less than 6 Months	6 Months - 1 Year	1 - 2 Years	2 - 3 Years	More than 3 Years	
Considered Good	-	8,701.39	0.21	1.18	481.99	185.50	9,370.27
Which have significant increase IN credit risk	-	-	-	-	-	-	-
Credit Impaired	-	-	-	-	-	-	-
Less: Allowance for doubtful debts	-	-	-	-	-	-	(33.74)
<b>Trade Receivables</b>	<b>-</b>	<b>8,701.39</b>	<b>0.21</b>	<b>1.18</b>	<b>481.99</b>	<b>185.50</b>	<b>9,336.53</b>

Note:- Trade Receivable Ageing Schedule including related Parties

**As at 31st March, 2022** (Amount in INR lakhs)

Particulars	Not Due	Outstanding for following periods from due date of payment					Total
		Less than 6 Months	6 Months - 1 Year	1 - 2 Years	2 - 3 Years	More than 3 Years	
Considered Good	-	8,524.27	24.27	486.19	6.22	215.86	9,256.81
Which have significant increase IN credit risk	-	-	-	-	-	-	-
Credit Impaired	-	-	-	-	-	-	-
Less: Allowance for doubtful debts	-	-	-	-	-	-	(28.47)
<b>Trade Receivables</b>	<b>-</b>	<b>8,524.27</b>	<b>24.27</b>	<b>486.19</b>	<b>6.22</b>	<b>215.86</b>	<b>9,228.34</b>

Note:- Trade Receivable Ageing Schedule including related Parties



## Note: 43:- Trade Payables Ageing Schedule

Particulars	Outstanding for following periods from due date of payment						Total
	Not Due	Less than 6 Months	6 Months - 1 Year	1 - 2 Years	2 - 3 Years	More than 3 Years	
MSME	1,200.44	-	-	-	-	-	1,200.44
Others	6,989.75	-	0.37	0.88	0.08	5.01	6,996.09
Disputed dues- MSME	-	-	-	-	-	-	-
Disputed dues- Others	-	-	-	-	-	-	-
<b>Trade Payables</b>	<b>8,190.19</b>	<b>-</b>	<b>0.37</b>	<b>0.88</b>	<b>0.08</b>	<b>5.01</b>	<b>8,196.53</b>

(Amount in INR lakhs)

Particulars	Outstanding for following periods from due date of payment						Total
	Not Due	Less than 6 Months	6 Months - 1 Year	1 - 2 Years	2 - 3 Years	More than 3 Years	
MSME	517.26	-	-	-	-	-	517.26
Others	7,950.73	-	1.21	0.19	4.79	4.46	7,961.37
Disputed dues- MSME	-	-	-	-	-	-	-
Disputed dues- Others	-	-	-	-	-	-	-
<b>Trade Payables</b>	<b>8,467.99</b>	<b>-</b>	<b>1.21</b>	<b>0.19</b>	<b>4.79</b>	<b>4.46</b>	<b>8,478.64</b>

(Amount in INR lakhs)

## Note: 44:- Capital Work in Progress Ageing Schedule

<b>As at 31st March, 2023</b>		(Amount in INR lakhs)			
Particulars	Amount in CWIP for period of Less than 1 Year	1 - 2 Years	2 - 3 Years	More than 3 Years	Total
Projects in progress	20.44	-	-	-	20.44
Projects temporarily suspended	-	-	-	-	-
<b>As at 31st March, 2022</b>					
Particulars	Amount in CWIP for period of Less than 1 Year	1 - 2 Years	2 - 3 Years	More than 3 Years	Total
Projects in progress	49.47	-	-	-	49.47
Projects temporarily suspended	-	-	-	-	-

## Note – 45– Additional regulatory information

- A) The title deeds of immovable properties (other than properties where the Company is the lessee and the lease reements are duly executed in favour of the lessee) are held in the name of the Company.
- B) The Company does not have any investment property.
- C) The Company has not revalued its Property, Plant and Equipment (including Right-of-Use Assets) and Intangible assets.
- D) There are no loans or advances in the nature of loans are granted to Promoters, Directors, KMPs and their related parties (as defined under Companies Act, 2013), either severally or jointly with any other person, that are outstanding as on 31st March 2023: are as follows which are repayable on demand.

Types of Borrower	Amount of loan or advance in the nature of loan Outstanding	Percentage to the total Loans and Advances in the nature of loans
Shera Infrapower Private Limited	866.60	86.93%

- E) No proceedings have been initiated or pending against the company for holding any benami property under the Benami Transactions (Prohibition) Act, 1988 (45 of 1988) and the rules made thereunder
- F) The company is not declared willful defaulter by any bank or financial institution or other lender.
- G) The company has not undertaken any transactions with companies struck off under section 248 of the Companies Act, 2013 or section 560 of Companies Act, 1956.
- H) No Scheme of Arrangements has been approved by the Competent Authority in terms of sections 230 to 237 of the Companies Act, 2013.
- I) The company has not advanced or loaned or invested funds (either borrowed funds or share premium or any other sources or kind of funds) to any other person(s) or entity(ies), including foreign entities (Intermediaries) with the undrstanding (whether recorded in writing or otherwise) that the Intermediary shall directly or indirectly lend or invest in other persons or entities identified in any manner whatsoever (Ultimate Beneficiaries) by or on behalf of the company or provide any guarantee, security or the like to or on behalf of the Ultimate Beneficiaries.
- J) The company has not received any fund from any person(s) or entity(ies), including foreign entities (Funding Party) with the understanding (whether recorded in writing or otherwise) that the company shall directly or indirectly lend or invest in other persons or entities identified in any manner whatsoever (Ultimate Beneficiaries) by or on behalf of the Funding Party or provide any guarantee, security or the like on behalf of the Ultimate Beneficiaries.
- K) No transactions has been surrendered or disclosed as income during the year in the tax assessment under the Income Tax Act, 1961. There are no such previously unrecorded income or related assets.
- L) The Company has not traded or invested in Crypto currency or Virtual Currency during the financial year.
- M) The Provision of Section 135 of the Companies Act 2013 in relation to Corporate Social Responsibility are not applicable to the Company during the period and hence reporting under this clause is not applicable.

## Note – 46

Previous year's figures have been regrouped, reclassified wherever necessary to correspond with the current year classification / disclosure.



## Note – 47– Accounting Ratios:

(Amount in INR lakhs)

Sr No	Ratio	As at 31 March,2023	As at 31 March,2022	% change
<b>A</b>	<b>Current ratio (In times)</b>			
	Current Assets	18,527.96	17,798.46	
	Current Liabilities	12,582.27	13,412.85	
	<b>Current ratio (In times)</b>	1.47	1.33	10.97%
<b>B</b>	<b>Debt-Equity Ratio (in times)</b>			
	Total Debts	4,864.07	5,702.48	
	Share Holder's Equity + RS	8,059.01	6,119.97	
	<b>Debt-Equity Ratio</b>	0.60	0.93	-35.23%
<b>C</b>	<b>Debt Service Coverage Ratio(in times)</b>			
	Earning available for debt service	678.91	585.50	
	Interest + installment	428.55	379.54	
	<b>Debt Service Coverage Ratio,</b>	1.58	1.54	2.69%
<b>D</b>	<b>Return on Equity Ratio (in %)</b>			
	Net After Tax	465.48	345.38	
	Average Share Holder's Equity	7,089.49	5,945.55	
	<b>Return on Equity Ratio,</b>	6.57%	5.81%	13.03%
<b>E</b>	<b>Inventory Turnover Ratio (In times)</b>			
	Cost of Goods Sold	51,845.63	44,277.77	
	Average Inventory	6,537.37	5,379.50	
	<b>Inventory Turnover Ratio</b>	7.93	8.23	-3.65%
<b>F</b>	<b>Trade Receivables turnover ratio (In times)</b>			
	Net Credit Sales	54,828.26	46,702.36	
	Average Receivable	9,282.44	8,881.60	
	<b>Trade Receivables turnover ratio,</b>	5.91	5.26	12.33%
<b>G</b>	<b>Trade payables turnover ratio (In times)</b>			
	Credit Purchase	51,527.29	45,297.81	
	Average Payable	8,337.58	8,068.62	
	<b>Trade payables turnover ratio (In times)</b>	6.18	5.61	10.08%
<b>H</b>	<b>Net capital turnover ratio (In times)</b>			
	Revenue from Operations	54,828.26	46,702.36	
	Net Working Capital	5,945.69	4,385.61	
	<b>Net capital turnover ratio</b>	9.22	10.65	-13.40%
<b>I</b>	<b>Net profit ratio (in %)</b>			
	Net Profit	465.48	345.38	
	Revenue form Operation	54,828.26	46,702.36	
	<b>Net profit ratio</b>	0.85%	0.74%	14.80%
<b>J</b>	<b>Return on Capital employed (in %)</b>			
	Earning Before Interest and Taxes	2,010.71	1,667.88	
	Capital Employed	8,766.78	7,099.50	
	<b>Return on Capital employed</b>	22.94%	23.49%	-2.37%
<b>K</b>	<b>Return on investment (in%)</b>			
	Income Generated from Investment Funds	48.24	45.19	
	Invested funds	945.74	918.76	
	<b>Return on investment</b>	5.10%	4.92%	3.70%

\*Investment shown balance sheet pertaining to subsidiary, which is shown at cost.

Reason for variance More than 25 %

**B Debt-Equity Ratio (in times)**

Debt-Equity Ratio improved due to increase in the Equity & Shareholder's Fund on account of Preferential Allotment and Initial Public Offering done by the Company During the Year

# Notice of the 14<sup>th</sup> Annual General Meeting

Notice is hereby given that the 14th ANNUAL GENERAL MEETING of the members of the company M/s SHERA ENERGY LIMITED will be held on Tuesday, 26th DAY OF SEPTEMBER, 2023 at 02:00 P.M. through video conferencing / other audio visual means (OAVM) facility at the deemed venue i.e. at Registered Office of the Company at F-269B, ROAD NO. 13 VKIA, JAIPUR-302013, RAJASTHAN.

**To transact the following business as:**

## *Ordinary Business:*

### **1. To receive, consider and adopt the**

- a) Audited Standalone Financial Statements of the Company for the Financial Year ended 31st March, 2023 together with the Reports of the Board of Directors and Auditors thereon.
  - b) Audited Consolidated Financial Statements of the Company for the Financial Year ended 31st March, 2023 and the Report of Auditors thereon.
2. To appoint a director in place Mrs. Shivani Sheikh (DIN: 02467557), who retires by rotation at this Annual General Meeting and being eligible, offers herself for re-appointment.

To consider and if thought fit, to pass the following resolution, with or without modification(s), as an Ordinary Resolution:

**“RESOLVED THAT** pursuant to the provisions of Section 152 of the Companies Act, 2013, Mrs. Shivani Sheikh (DIN: 02467557), who retires by rotation at this meeting and being eligible has offered herself for re-appointment, be and is hereby appointed as a Director of the Company, on the recommendation of the Nomination and Remuneration Committee of the Company.”

## *Special Business:*

### **3. Rectification of the remuneration of the Cost Auditors for the financial year ending March 31st, 2024**

To consider and, if thought fit, to pass, with or without modification(s), the following Resolution as an **Ordinary Resolution:**

**“RESOLVED** that pursuant to the provisions of Section 148 of the Companies Act, 2013 and the Companies (Audit and Auditors) Rules, 2014, including any statutory modification or re-enactment thereof for the time being in force, remuneration of M/s Rajesh And Company, the Cost Accountants, appointed by the Board of Directors of the Company as the Cost Auditors, to conduct the audit of the cost records of the Company for the Financial Year 2023-24 commencing 1 April 2023, of 30,000 (Rupees Thirty Thousand) only per annum, plus GST, as applicable and reimbursement of travelling and other out-of-pocket expenses actually incurred by the said Auditors in connection with the Cost Audit, be and is hereby ratified and confirmed.

**RESOLVED FURTHER** the Board of Directors, and/or Company Secretary, and/or Chief Financial Officer be and is hereby authorized to do all acts and take such steps as may be considered necessary or expedient to give effect to the aforesaid resolution.”

#### 4. Approval for Related Party Transactions for The Financial Year 2023-24:

To consider and if thought fit, to pass with or without modification(s), the following Resolution as an **Ordinary Resolution:**

**“RESOLVED THAT** pursuant to the provisions of Section 188 of the Companies Act, 2013 (the “Act”) and other applicable provisions if any, read with Rule 15 of the Companies (Meetings of Board and its Powers) Rules, 2014, (including any statutory modification(s) or amendment(s) or re-enactment(s) thereof, for the time being in force) and the Company’s policy on Related Party transaction(s), the approval of members be and is hereby accorded to the Board of Directors of the Company to enter into contract(s)/ arrangement(s)/ transaction(s) with a related party within the meaning of Section 2(76) of the Act and Regulation 2(1)(zb) of the Listing Regulations, as the Board of Directors may deem fit, up to a maximum aggregate value as mentioned in the below mentioned table for the financial year 2023-24, provided that the said contract(s)/ arrangement(s)/ transaction(s) so carried out shall be at arm’s length basis and in the ordinary course of business of the Company;

Sr. No	Name of the Related Party	Description of Contracts /Arrangement/ Transactions	Tenure of Contracts/Arrangement /Transactions	Amount in crores (For the F.Y. 2023-24)
1	Shera Metal Private Limited (Subsidiary Company)	Sale, Purchase or Supply of any Goods or Materials	April 01, 2023 to March 31, 2024	100.000
2	Rajputana Industries Private Limited (Subsidiary Company)	Sale, Purchase or Supply of any Goods or Materials	April 01, 2023 to March 31, 2024	180.000
3	Shera Metal and Eng (Proprietorship of Dire)	Leasing of Property of any kind	April 01, 2023 to March 31, 2024	1.000
4	Shera Metal Private Limited (Subsidiary Company)	Availing or Rendering of any Service	April 01, 2023 to March 31, 2024	0.250
5	Shera Metal Private Limited (Subsidiary Company)	Interest Payment	April 01, 2023 to March 31, 2024	0.500
6	Rajputana Industries Private Limited (Subsidiary Company)	Availing or Rendering of any Service	April 01, 2023 to March 31, 2024	1.000
7	Subhash Chandra Agarwal (Relative of Director)	Appointment to any office or Place of Profit in the Company, its Subsidiary Company or Associate Company	April 01, 2023 to March 31, 2024	0.100
8	Kshama Agarwal (Relative of Director)	Appointment to any office or Place of Profit in the Company, its Subsidiary Company or Associate Company	April 01, 2023 to March 31, 2024	0.100

**RESOLVED FURTHER THAT,** the Board of Directors be and is hereby authorized to delegate all or any of the powers conferred on it by or under this resolution to any Committee of Directors of the Company and to do all acts and take such steps as may be considered necessary or expedient to give effect to the aforesaid resolution.”

By the Order of Board of Directors  
For Shera Energy Limited

Sd/-

Sheikh Naseem

Chairman Cum Managing Director

DIN: 02467366

Place: Jaipur

Date: August 25,2023



### **Notes:**

1. Pursuant to the General Circular No. 10/2022 dated 28 December 2022, issued by Ministry of Corporate Affairs ("MCA") read together with previous circulars issued by the MCA in this regard (collectively to be referred to as "MCA Circulars") and Circular SEBI/HO/ CFD/PoD-2/P/CIR/2023/4 dated 05 January 2023 issued by Securities and Exchange Board of India ("SEBI") read together with other circulars issued by SEBI in this regard (collectively to be referred to as "SEBI Circulars"), Companies are allowed to hold Annual General Meeting ("AGM") through Video Conferencing ("VC") or Other Audio-Visual Means ("OAVM"), without the physical presence of members at a common venue till 30 September 2023. Hence, in compliance with the said circulars and provisions of the Companies Act, 2013 (the "Act") and SEBI (Listing Obligations and Disclosure Requirements) Regulations, 2015 ("Listing Regulations"), the AGM of the Company is being held through VC/OAVM. The Notice calling the AGM has been uploaded on the website of the Company at <https://www.sheraenergy.com>. The Notice can also be accessed from the websites of the Stock Exchanges i.e. NSE LIMITED at [www.nseindia.com](http://www.nseindia.com) and the AGM Notice is also available on the website of Bigshare Services Private Limited (RTA) (agency for providing the Remote e-Voting facility) i.e. [www.bigshareonline.com](http://www.bigshareonline.com).
2. Pursuant to the Circular No. 14/2020 dated April 08, 2020, issued by the Ministry of Corporate Affairs, the facility to appoint proxy to attend and cast vote for the members is not available for this EGM/AGM. However, the Body Corporates are entitled to appoint authorized representatives to attend the EGM/AGM through VC/OAVM and participate there at and cast their votes through e-voting.
3. The Members can join the EGM/AGM in the VC/OAVM mode 15 minutes before and after the scheduled time of the commencement of the Meeting by following the procedure mentioned in the Notice. The facility of participation at the EGM/AGM through VC/OAVM will be made available for 1000 members on first come first served basis. This will not include large Shareholders (Shareholders holding 2% or more shareholding), Promoters, Institutional Investors, Directors, Key Managerial Personnel, the Chairpersons of the Audit Committee, Nomination and Remuneration Committee and Stakeholders Relationship Committee, Auditors etc. who are allowed to attend the EGM/AGM without restriction on account of first come first served basis.
4. Institutional / Corporate Shareholders (i.e. other than individuals / HUF, NRI, etc.) are required to send a scanned copy (PDF/JPG Format) of its Board or governing body Resolution/Authorization etc., authorizing its representative to attend the AGM The relevant details, pursuant to Regulations 26(4) and 36(3) of the SEBI Listing Regulations and Secretarial Standard on General Meetings issued by the Institute of Company Secretaries of India, in respect of Director seeking re-appointment at this AGM is annexed.
5. Pursuant to the provisions of the Act, a Member entitled to attend and vote at the AGM is entitled to appoint a proxy to attend and vote on his/her behalf and the proxy need not be a Member of the Company. Since this AGM is being held pursuant to the MCA Circulars through VC / OAVM, physical attendance of Members has been dispensed with. Accordingly, the facility for appointment of proxies by the Members will not be available for the AGM and hence the Proxy Form and Attendance Slip are not annexed to this Notice.
6. Institutional/ Corporate Shareholders (i.e. other than individuals/ HUF, NRI, etc.) are required to send a scanned copy (PDF/JPG Format) of its Board or governing body Resolution/Authorization etc., authorizing its representative to attend the AGM through VC/ OAVM on its behalf and to vote through remote e-voting. The said Resolution/ Authorization shall be sent to the Scrutinizer by e-mail through its registered e-mail address to [csskjoshi@gmail.com](mailto:csskjoshi@gmail.com) with a copy marked to [ivote@bigshareonline.com](mailto:ivote@bigshareonline.com).
7. The attendance of the Members attending the EGM/AGM through VC/OAVM will be counted for the purpose of reckoning the quorum under Section 103 of the Companies Act, 2013.
8. At the 13th AGM held on September 27th, 2022 the Members approved appointment of Keyur Shah & Co., Chartered Accountants (FRN: 141173W) as Statutory Auditors of the Company to hold office for a period of five years from the conclusion of AGM held for FY 2021-22 till the conclusion of AGM to be held for FY 2026-27. Since the requirement to place the matter relating to appointment of auditors for ratification by

Members at every AGM has been done away by the Companies (Amendment) Act, 2017 with effect from May 7, 2018. Accordingly, no resolution is being proposed for ratification of appointment of statutory auditors at the ensuing AGM.

9. The Register of Directors and Key Managerial Personnel and their shareholding, maintained under section 170 of the Companies Act, 2013, will be available for inspection by the members at the AGM.
10. The Registers of Contracts or Arrangements in which the Directors are interested, maintained under section 189 of the Companies Act, 2013, will be available for inspection by the members at the AGM.
11. The Securities and Exchange Board of India (“SEBI”) has mandated the submission of Permanent Account Number (PAN) by every participant in securities market. Members holding shares in electronic form are, therefore, requested to submit their PAN to the Depository Participants with whom they maintain their demat accounts. Members holding shares in physical form should submit their PAN to the RTA of the Company/Company.
12. SEBI Notification No. SEBI/LAD-NRO/GN/2018/24 dated June 8, 2018 and further amendment vide Notification No. SEBI/LAD-NRO/GN/2018/49 dated November 30, 2018, requests for effecting transfer of securities (exception case of transmission or transposition of securities) shall not be processed from April 1, 2019 unless the securities are held in the dematerialized form with the depositories. Therefore, Shareholders are requested to take action of dematerialize the Equity Shares of the Company promptly.
13. Since the AGM will be held through VC/ OAVM, the Route Map is not annexed in this Notice.
14. The register of member will closed for this annual general meeting from Wednesday, 20th September, 2023 to Tuesday 26th September, 2023, (both days inclusive)
15. In compliance with the provisions of Section 110 of the Companies Act, 2013 and in compliance with the provisions of section 108 of the Companies Act, 2013, and Rule 20 of the Companies (Management and Administration) Rules, 2014, the Company is pleased to provide members the facility to exercise their right to vote at the 14Th Annual General Meeting (AGM) by electronic means and the business may be transacted through e-Voting Services provided by Bigshare Services Private Limited (RTA).
16. The cut-off date for the purpose of determining the Members eligible for participation in remote e-voting (e-voting from a place other than venue of the AGM) and voting at the AGM is Tuesday, 19th September, 2023. Please note that Members can opt for only one mode of voting i.e., either by voting at the meeting or remote e-voting. If Members opt for remote e-voting, then they should not vote at the Meeting and vice versa. However, once an e-vote on a resolution is cast by a Member, such Member is not permitted to change it subsequently or cast the vote again. Members who have cast their vote by remote e-voting prior to the date of the Meeting can attend the Meeting and participate in the Meeting, but shall not be entitled to cast their vote again.
17. Any person, who acquires shares of the Company and becomes a Member of the Company after dispatch of the Notice, holds shares as of the cut-off date i.e. Tuesday, 19th September, 2023, may obtain the login ID and password by sending a request at [ivote@bigshareonline.com](mailto:ivote@bigshareonline.com). However, if the Member is already registered with Bigshare for remote e-voting, then he/she can use his/her existing User-ID and password for casting the vote. Only a Member who is entitled to vote shall exercise his/her/its vote through e-voting and any recipient of this Notice who has no voting rights as on the Cut-off Date should treat the same as intimation only.

***The Instructions for Members for Remote E-Voting are as Under:***

- i. The voting period begins on **23rd September, 2023 at 09:00 AM** and ends on **25th September, 2023 at 05:00 PM** During this period shareholders’ of the Company, holding shares either in physical form or in dematerialized form, as on the cut-off date 19th September, 2023 may cast their vote electronically. The e-voting module shall be disabled by Bigshare for voting thereafter.
- ii. Shareholders who have already voted prior to the meeting date would not be entitled to vote at the meeting venue.
- iii. Pursuant to SEBI Circular No. **SEBI/HO/CFD/CMD/CIR/P/2020/242 dated 09.12.2020**, under

Regulation 44 of Securities and Exchange Board of India (Listing Obligations and Disclosure Requirements) Regulations, 2015, listed entities are required to provide remote e-voting facility to its shareholders, in respect of all shareholders' resolutions. However, it has been observed that the participation by the public non-institutional shareholders/retail shareholders is at a negligible level.

Currently, there are multiple e-voting service providers (ESPs) providing e-voting facility to listed entities in India. This necessitates registration on various ESPs and maintenance of multiple user IDs and passwords by the shareholders.

In order to increase the efficiency of the voting process, pursuant to a public consultation, it has been decided to enable e-voting to **all the demat account holders, by way of a single login credential, through their demat accounts/ websites of Depositories/ Depository Participants**. Demat account holders would be able to cast their vote without having to register again with the ESPs, thereby, not only facilitating seamless authentication but also enhancing ease and convenience of participating in e-voting process.

- iv. In terms of **SEBI circular no. SEBI/HO/CFD/CMD/CIR/P/2020/242 dated December 9, 2020** on e-Voting facility provided by Listed Companies, Individual shareholders holding securities in demat mode are allowed to vote through their demat account maintained with Depositories and Depository Participants. Shareholders are advised to update their mobile number and email Id in their demat accounts in order to access e-Voting facility.

**1. Pursuant to above said SEBI Circular, Login method for e-Voting and joining virtual meetings for Individual shareholders holding securities in Demat mode is given below:**

Type of shareholders	Login Method
Individual Shareholders holding securities in Demat mode with <b>CDSL</b>	<ol style="list-style-type: none"> <li>1) Users who have opted for CDSL Easi / Easiest facility, can login through their existing user id and password. Option will be made available to reach e-Voting page without any further authentication. The URL for users to login to Easi / Easiest are <a href="https://web.cdslindia.com/myeasi/home/login">https://web.cdslindia.com/myeasi/home/login</a> or visit <a href="http://www.cdslindia.com">www.cdslindia.com</a> and click on Login icon and select New System Myeasi.</li> <li>2) After successful login the Easi / Easiest user will be able to see the e-Voting option for eligible companies where the evoting is in progress as per the information provided by company. On clicking the evoting option, the user will be able to see e-Voting page of BIGSHARE the e-Voting service provider and you will be re-directed to i-Vote website for casting your vote during the remote e-Voting period or joining virtual meeting &amp; voting during the meeting. Additionally, there is also links provided to access the system of all e-Voting Service Providers i.e. BIGSHARE, so that the user can visit the e-Voting service providers' website directly.</li> <li>3) If the user is not registered for Easi/Easiest, option to register is available at <a href="https://web.cdslindia.com/myeasi/Registration/EasiRegistration">https://web.cdslindia.com/myeasi/Registration/EasiRegistration</a></li> <li>4) Alternatively, the user can directly access e-Voting page by providing Demat Account Number and PAN No. from a link <a href="http://www.cdslindia.com">www.cdslindia.com</a> home page. The system will authenticate the user by sending OTP on registered Mobile &amp; Email as recorded in the Demat Account. After successful authentication, user will be able to see the e-Voting option where the evoting is in progress, and also able to directly access the system of all e-Voting Service Providers. Click on BIGSHARE and you will be re-directed to i-Vote website for casting your vote during the remote e-voting period.</li> </ol>
Individual Shareholders holding securities in demat mode with <b>NSDL</b>	<ol style="list-style-type: none"> <li>1) If you are already registered for NSDL IDEAS facility, please visit the e-Services website of NSDL. Open web browser by typing the following URL: <a href="https://eservices.nsd.com">https://eservices.nsd.com</a> either on a Personal Computer or on a mobile. Once the home page of e-Services is launched, click on the "Beneficial Owner" icon</li> </ol>

under “Login” which is available under ‘IDeAS’ section. A new screen will open. You will have to enter your User ID and Password. After successful authentication, you will be able to see e-Voting services. Click on “Access to e-Voting” under e-Voting services and you will be able to see e-Voting page. Click on company name or e-Voting service provider name BIGSHARE and you will be re-directed to i-Vote website for casting your vote during the remote e-Voting period or joining virtual meeting & voting during the meeting.

- 2) If the user is not registered for IDeAS e-Services, option to register is available at <https://eservices.nsdl.com>. Select “Register Online for IDeAS “Portal or click at <https://eservices.nsdl.com/SecureWeb/IdeasDirectReg.jsp>
- 3) Visit the e-Voting website of NSDL. Open web browser by typing the following URL: <https://www.evoting.nsdl.com/> either on a Personal Computer or on a mobile. Once the home page of e-Voting system is launched, click on the icon “Login” which is available under ‘Shareholder/Member’ section. A new screen will open. You will have to enter your User ID (i.e. your sixteen digit demat account number hold with NSDL), Password/OTP and a Verification Code as shown on the screen. After successful authentication, you will be redirected to NSDL Depository site wherein you can see e-Voting page. Click on company name or e-Voting service provider name BIGSHARE and you will be redirected to i-Vote website for casting your vote during the remote e-Voting period or joining virtual meeting & voting during the meeting.

Individual Shareholders (holding securities in demat mode) login through their **Depository Participants**

You can also login using the login credentials of your demat account through your Depository Participant registered with NSDL/CDSL for e-Voting facility. After Successful login, you will be able to see e-Voting option. Once you click on e-Voting option, you will be redirected to NSDL/CDSL Depository site after successful authentication, wherein you can see e-Voting feature. Click on company name or e-Voting service provider name and you will be redirected to e-Voting service provider website for casting your vote during the remote e-Voting period or joining virtual meeting & voting during the meeting.

**Important note:** Members who are unable to retrieve User ID/ Password are advised to use Forget User ID and Forget Password option available at abovementioned website.

**Helpdesk for Individual Shareholders holding securities in demat mode for any technical issues related to login through Depository i.e. CDSL and NSDL**

Login type	Helpdesk details
Individual Shareholders holding securities in Demat mode with <b>CDSL</b>	Members facing any technical issue in login can contact CDSL helpdesk by sending a request at <a href="mailto:helpdesk.evoting@cdslindia.com">helpdesk.evoting@cdslindia.com</a> or contact at 022- 23058738 and 22-23058542-43.
Individual Shareholders holding securities in Demat mode with <b>NSDL</b>	Members facing any technical issue in login can contact NSDL helpdesk by sending a request at <a href="mailto:evoting@nsdl.co.in">evoting@nsdl.co.in</a> or call at toll free no.: 1800 1020 990 and 1800 22 44 30

**2. Login method for e-Voting for shareholder other than individual shareholders holding shares in Demat mode & physical mode is given below:**

- You are requested to launch the URL on internet browser: <https://ivote.bigshareonline.com>
- Click on “**LOGIN**” button under the ‘**INVESTOR LOGIN**’ section to Login on E-Voting Platform.
- Please enter you ‘**USER ID**’ (User id description is given below) and ‘**PASSWORD**’ which is shared separately on you register email id.
  - Shareholders holding shares in **CDSL demat account should enter 16 Digit Beneficiary ID** as user id.
  - Shareholders holding shares in **NSDL demat account should enter 8 Character DP ID followed by 8 Digit Client ID** as user id.

- Shareholders holding shares in **physical form should enter Event No + Folio Number** registered with the Company as user id.

**Note** If you have not received any user id or password please email from your registered email id or contact i-vote helpdesk team. (Email id and contact number are mentioned in helpdesk section).

Click on **I AM NOT A ROBOT (CAPTCHA)** option and login.

**NOTE:** If Shareholders are holding shares in demat form and have registered on to e-Voting system of <https://ivote.bigshareonline.com> and/or voted on an earlier event of any company then they can use their existing user id and password to login.

- If you have forgotten the password: Click on **'LOGIN'** under **'INVESTOR LOGIN'** tab and then Click on **'Forgot your password?'**
- Enter **"User ID"** and **"Registered email ID"** Click on **I AM NOT A ROBOT (CAPTCHA)** option and click on 'Reset'.

(In case a shareholder is having valid email address, Password will be sent to his / her registered e-mail address).

#### **Voting method for shareholders on i-Vote E-voting portal:**

- After successful login, Bigshare E-voting system page will appear.
- Click on **"VIEW EVENT DETAILS (CURRENT)"** under **'EVENTS'** option on investor portal.
- Select event for which you are desire to vote under the dropdown option.
- Click on **"VOTE NOW"** option which is appearing on the right hand side top corner of the page.
- Cast your vote by selecting an appropriate option **"IN FAVOUR"**, **"NOT IN FAVOUR"** or **"ABSTAIN"** and click on **"SUBMIT VOTE"**. A confirmation box will be displayed. Click **"OK"** to confirm, else **"CANCEL"** to modify. Once you confirm, you will not be allowed to modify your vote.
- Once you confirm the vote you will receive confirmation message on display screen and also you will receive an email on your registered email id. During the voting period, members can login any number of times till they have voted on the resolution(s). Once vote on a resolution is casted, it cannot be changed subsequently.
- Shareholder can **"CHANGE PASSWORD"** or **"VIEW/UPDATE PROFILE"** under **"PROFILE"** option on investor portal.

### **3. Custodian registration process for i-Vote E-Voting Website:**

- You are requested to launch the URL on internet browser: <https://ivote.bigshareonline.com>
- Click on **"REGISTER"** under **"CUSTODIAN LOGIN"**, to register yourself on Bigshare i-Vote e-Voting Platform.
- Enter all required details and submit.
- After Successful registration, message will be displayed with "User id and password will be sent via email on your registered email id".

**NOTE:** If Custodian have registered on to e-Voting system of <https://ivote.bigshareonline.com> and/or voted on an earlier event of any company then they can use their existing user id and password to login.

- If you have forgotten the password: Click on **'LOGIN'** under **'CUSTODIAN LOGIN'** tab and further Click on **'Forgot your password?'**
- Enter **"User ID"** and **"Registered email ID"** Click on **I AM NOT A ROBOT (CAPTCHA)** option and click on **'RESET'**.

(In case a custodian is having valid email address, Password will be sent to his / her registered e-mail address).

#### **Voting method for Custodian on i-Vote E-voting portal:**

- After successful login, Bigshare E-voting system page will appear.



### Investor Mapping:

- First you need to map the investor with your user ID under “DOCUMENTS” option on custodian portal.
  - Click on “DOCUMENT TYPE” dropdown option and select document type power of attorney (POA).
  - Click on upload document “CHOOSE FILE” and upload power of attorney (POA) or board resolution for respective investor and click on “UPLOAD”.  
**Note:** The power of attorney (POA) or board resolution has to be named as the “InvestorID.pdf” (Mention Demat account number as Investor ID.)
  - Your investor is now mapped and you can check the file status on display.

### Investor vote File Upload:

- To cast your vote select “VOTE FILE UPLOAD” option from left hand side menu on custodian portal.
- Select the Event under dropdown option.
- Download sample voting file and enter relevant details as required and upload the same file under upload document option by clicking on “UPLOAD”. Confirmation message will be displayed on the screen and also you can check the file status on display (Once vote on a resolution is casted, it cannot be changed subsequently).
- Custodian can “CHANGE PASSWORD” or “VIEW/UPDATE PROFILE” under “PROFILE” option on custodian portal.

### Helpdesk for queries regarding e-voting:

Login type	Helpdesk details
Shareholder’s other than individual shareholders holding shares in Demat mode & Physical mode.	In case shareholders/ investor have any queries regarding E-voting, you may refer the Frequently Asked Questions (FAQs) and i-Vote e-Voting module available at <a href="https://ivote.bigshareonline.com">https://ivote.bigshareonline.com</a> , under download section or you can email us to <a href="mailto:ivote@bigshareonline.com">ivote@bigshareonline.com</a> or call us at: 1800 22 54 22.

#### 4. Procedure for joining the AGM/EGM through VC/OAVM:

##### For shareholder other than individual shareholders holding shares in Demat mode & physical mode is given below:

- The Members may attend the AGM through VC/ OAVM at <https://ivote.bigshareonline.com> under Investor login by using the e-voting credentials (i.e., User ID and Password).
- After successful login, **Bigshare E-voting system** page will appear.
- Click on “VIEW EVENT DETAILS (CURRENT)” under ‘EVENTS’ option on investor portal.
- Select event for which you are desire to attend the AGM/EGM under the dropdown option.
- For joining virtual meeting, you need to click on “VC/OAVM” link placed beside of “VIDEO CONFERENCE LINK” option.
- Members attending the AGM/EGM through VC/ OAVM will be counted for the purpose of reckoning the quorum under Section 103 of the Companies Act, 2013.

##### The instructions for Members for e-voting on the day of the AGM/EGM are as under:-

- The Members can join the AGM/EGM in the VC/ OAVM mode 15 minutes before the scheduled time of the commencement of the meeting. The procedure for e-voting on the day of the AGM/EGM is same as the instructions mentioned above for remote e-voting.
- Only those members/shareholders, who will be present in the AGM/EGM through VC/OAVM facility and have not casted their vote on the Resolutions through remote e-Voting and are otherwise not barred from doing so, shall be eligible to vote through e-Voting system in the AGM/EGM.
- Members who have voted through Remote e-Voting will be eligible to attend the EGM. However, they will not be eligible to vote at the AGM/EGM.



### **Helpdesk for queries regarding virtual meeting:**

In case shareholders/ investor have any queries regarding virtual meeting, you may refer the Frequently Asked Questions ('FAQs') available at <https://ivote.bigshareonline.com>, under download section or you can email us to [ivote@bigshareonline.com](mailto:ivote@bigshareonline.com) or call us at: 1800 22 54 22.

### **Statement pursuant to Section 102(1) of the Companies Act, 2013 (the "Act") and the Securities and Exchange Board of India ("SEBI") (Listing Obligations and Disclosure Requirements) Regulations, 2015 ("Listing Regulations")**

The following Statement sets out all material facts relating to the Ordinary/Special Business mentioned in the accompanying Notice:

#### **ITEM NO. 3 Rectification of the remuneration of the Cost Auditors for the financial year ending March 31, 2024**

In accordance with the provisions of Section 148 of the Act read with the Companies (Audit and Auditors) Rules, 2014, as amended from time to time, the Company is required to have the audit of its cost records conducted by a cost accountant in practice and the remuneration of Rs. 30,000 payable to the Cost Auditors has to be ratified by the shareholders of the Company.

The Board, on the recommendation of the Audit Committee, has approved the appointment and remuneration of M/s Rajesh & Company (Firm Registration No. 000031), Cost Auditor to conduct the audit of the cost records of the Company for the financial year ending March 31, 2024 at a remuneration of Rs. 30,000 (Rupees Thirty thousand only) excluding applicable taxes and out of pocket expenses, if any payable to the Cost Auditors which has to be ratified by the shareholders of the Company.

In making the decision on the appointment and remuneration of the Cost Auditors, the Audit Committee considered the Cost Auditors' performance during the previous year(s) in examining and verifying the accuracy of the cost accounting records maintained by the Company.

M/s Rajesh & Company have furnished a certificate regarding their eligibility for appointment as Cost Auditors of the Company. They have vast experience in the field of cost audit and have conducted the audit of the cost records of the Company for previous years under the provisions of the Act.

Pursuant to Section 148(3) of the Act, approval by the Members is required for the payment of above remuneration to the cost auditor. Accordingly, consent of the members is sought for passing an Ordinary Resolution as set out at Item No. 3 of the Notice for ratification of the remuneration payable to the Cost Auditors for the financial year ending March 31, 2024.

None of the Directors or Key Managerial Personnel of the Company or their relatives are in any way, concerned or interested, financially or otherwise, in the resolution set out at Item No. 6 of the Notice.

The Board recommends, the Ordinary Resolution set out at Item No. 3 of the Notice for ratification by the Members of the Company

#### **Item No. 4 Approval for Related Party Transactions for the Financial Year 2023-24:**

Pursuant to Section 188 of the Act, read with Rule 15 of the Companies (Meetings of Board and its Powers) Rules, 2014 the Company is required to obtain consent of the Board of Directors and prior approval of the Members by resolution in case related party transactions exceed such sum as is specified in the rules. The aforesaid provisions are not applicable in respect transactions entered into by the company in the ordinary course of business on an arm's length basis.

Parties given in the below inserted table are related parties of your Company, within the meaning of sub-section (76) of section 2 of the Act and Regulation 2 (1) (zb) of SEBI Listing Regulations. Your company does sale, purchase, provides / receives services to / from them and also provides financial support to them, which are significant for expansion and growth of your Company. The Board is of the opinion that proposed transactions with above related parties are in the best interest of the Company and the Members. Your Company proposes to enter into transactions with these parties during financial year 2022-23 which are likely to be material transactions.

The particulars of proposed material related party transaction are as below:

Sr. No	Name of the Related Party	Description of Contracts /Arrangement/ Transactions	Tenure of Contracts/Arrangement /Transactions	Amount in crores (For the F.Y. 2023-24)
1	Shera Metal Private Limited (Subsidiary Company)	Sale, Purchase or Supply of any Goods or Materials	April 01, 2023 to March 31, 2024	100.000
2	Rajputana Industries Private Limited (Subsidiary Company)	Sale, Purchase or Supply of any Goods or Materials	April 01, 2023 to March 31, 2024	180.000
3	Shera Metal and Eng (Proprietorship of Dire)	Leasing of Property of any kind	April 01, 2023 to March 31, 2024	1.000
4	Shera Metal Private Limited (Subsidiary Company)	Availing or Rendering of any Service	April 01, 2023 to March 31, 2024	0.250
5	Shera Metal Private Limited (Subsidiary Company)	Interest Payment	April 01, 2023 to March 31, 2024	0.500
6	Rajputana Industries Private Limited (Subsidiary Company)	Availing or Rendering of any Service	April 01, 2023 to March 31, 2024	1.000
7	Subhash Chandra Agarwal (Relative of Director)	Appointment to any office or Place of Profit in the Company, its Subsidiary Company or Associate Company	April 01, 2023 to March 31, 2024	0.100
8	Kshama Agarwal (Relative of Director)	Appointment to any office or Place of Profit in the Company, its Subsidiary Company or Associate Company	April 01, 2023 to March 31, 2024	0.100

In view the above, it is proposed to seek approval of the Members of the Company through an Ordinary Resolution for the above transactions and the related parties are abstained from voting on the resolution.

None of the Directors or Key Managerial Personnel or their relatives is directly or indirectly concerned or interested, financially or otherwise, except as mentioned above to the extent of his/her respective shareholding, if any, in the Company, in the said resolution.

The Board recommends the Ordinary Resolution at Item no. 4 of the Notice for approval by the Members

By the Order of Board of Directors  
For Shera Energy Limited

Sd/-

Sheikh Naseem  
Chairman Cum Managing Director  
DIN: 02467366

Place: Jaipur  
Date: August 25,2023

## ANNEXURE-A

### Details of Director seeking appointment/re-appointment in the forthcoming Annual General Meeting [Pursuant Secretarial Standard-2 on General Meetings]

Name	Mrs. Shivani Sheikh
DIN	02467557
Date of Birth	03-11-1971
Date of First Appointment	08-12-2009
Qualifications	Bachelor's of Engineering, Electrical
Expertise in specific functional area	She has over 23 years of experience in various sectors including metal industry. Exceptionally talented in overseeing the planning of group finance and hedging strategic management.
Directorship in other Companies *	1. Isha Infrapower Private Limited 2. Shera Infrapower Private Limited 3. Rajputana Industries Limited
No. of Board Meetings attended during the Year Memberships/Chairmanship of Committees across all Public Companies*	15 (out of which 2 as Director & 13 as Whole-time Director ) Member of Stakeholder Relationship Committee Member of Corporate Social Responsibility Committee Member of Internal Compliant Committee
Relationship with other Directors / Key Managerial Personnel	Wife of Mr. Sheikh Naseem, Chairman Cum Managing Director of the Company
No. of shares held in the Company either by self or on a beneficial basis for any other person	7,00,000

For and on behalf of Board of the Directors  
M/s Shera Energy Limited

Place: Jaipur  
Date: August 25,2023

Sd/-  
Sheikh Naseem  
Chairman Cum Managing Director  
DIN: 02467366



**SHERA**<sup>®</sup>

**REG. OFF.:** F-269 (B), Road No.13, V.K.I. Area,  
Jaipur-302013, Rajasthan, India  
F: +91-141-2330058 | W: [www.sheraenergy.com](http://www.sheraenergy.com)

**FOR TRADE/BUSINESS QUERIES, CONTACT US:**  
E: [piyush@sheraenergy.com](mailto:piyush@sheraenergy.com), [sales@sheraenergy.com](mailto:sales@sheraenergy.com)  
M: +91-93144-34116, +91-93144-34124

